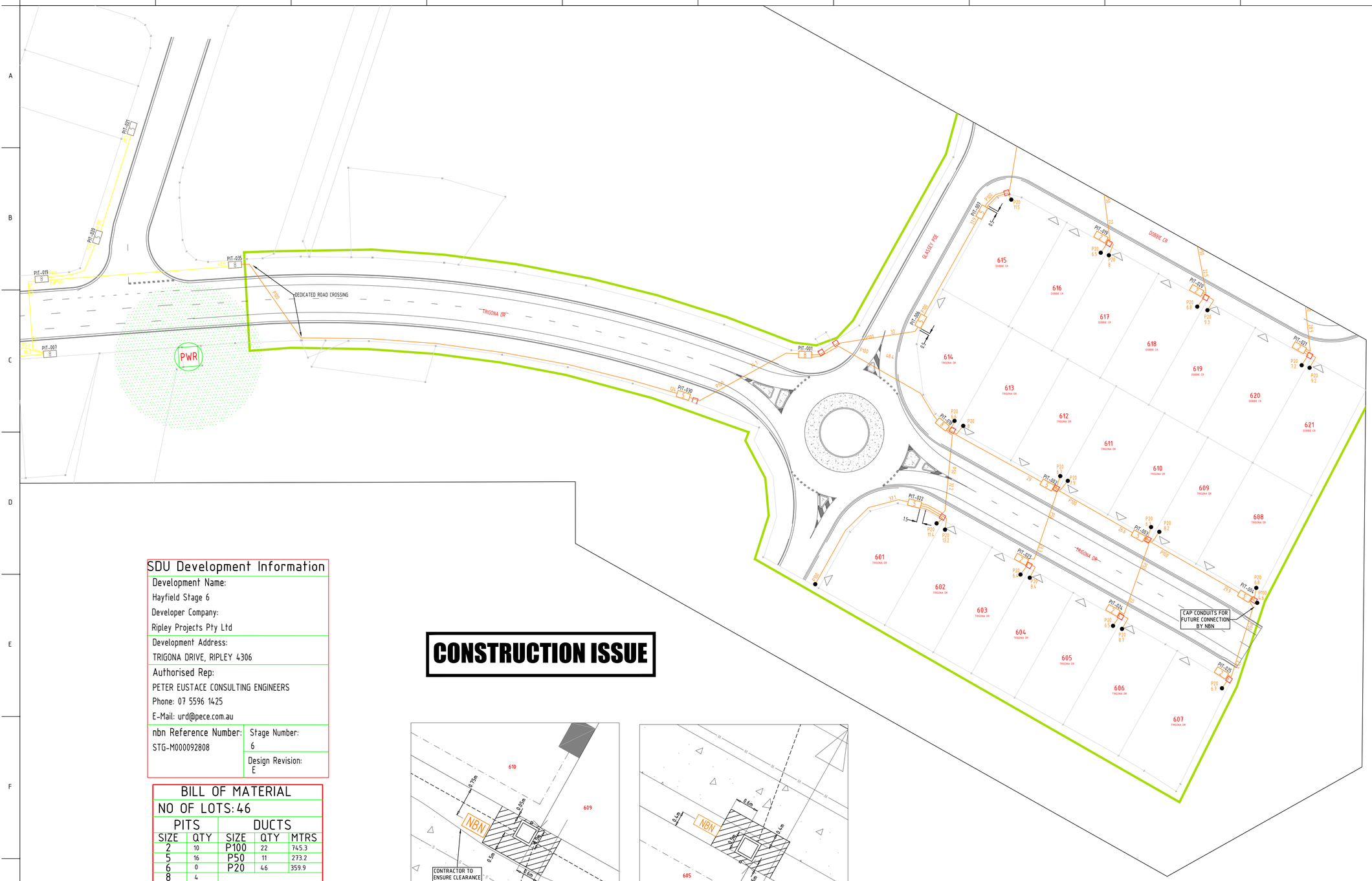

NBN SYMBOL LEGEND

- Transformer / Kiosk / Pad Mount Sub-station / Pole Mount Transformer
- PIT-ID 5 — Network Boundary/Local Network Pit (Single Lid) (700mmX450mmX650mm)
- PIT-ID 8 — Distribution/Local Network Connection Pit (1360mmX555mmX860mm)
- PIT-ID 9 — Fibre Distribution Hub (FDH) Pit (2000mmX555mmX900mm)
- Shared Trench Symbol
- Energex Pillar

TRENCH SECTION

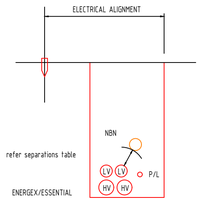

SEPARATION FROM NBN CONDUITS CROSSING

DIMENSION	RADIAL
LV	100mm Min
HV	100mm Min

SEPARATION FROM NBN CONDUITS PARALLEL

DIMENSION	VERTICAL
LV	150mm Min
HV	300mm Min

CONDUIT CONFIGURATION

CONDUIT SIZE — P100

CONDUIT LENGTH — 26.5

DCT-001 / CON001 — DUCT/CONDUIT ID

STANDARD NBN PIT OFFSET TO ENERGEX PILLAR

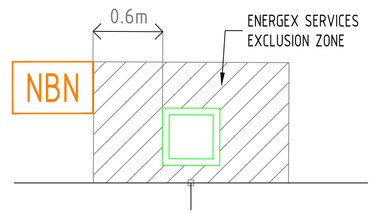

WHERE PITS ARE NOT LOCATED BESIDE PILLARS, OFFSETS WILL BE SHOWN ON THE LAYOUT TO THE NEAREST TRUNCATION. IF NO OFFSET DISTANCE IS SHOWN, PLEASE CONTACT DESIGN CONSULTANT PRIOR TO INSTALLATION.

SDU Development Information

Development Name:
Hayfield Stage 6

Developer Company:
Ripley Projects Pty Ltd

Development Address:
TRIGONA DRIVE, RIPLEY 4306

Authorised Rep:
PETER EUSTACE CONSULTING ENGINEERS
Phone: 07 5596 1425
E-Mail: urd@pece.com.au

nbn Reference Number: STG-M000092808

Stage Number: 6

Design Revision: E

CONSTRUCTION ISSUE

BILL OF MATERIAL

NO OF LOTS: 46

PITS		DUCTS		
SIZE	QTY	SIZE	QTY	MTRS
2	10	P100	22	745.3
5	16	P50	11	273.2
6	0	P20	46	359.9
8	4			
9	0			

TOTAL NUMBER OF PITS: 30
TOTAL NUMBER OF MANHOLES: 0
TOTAL NUMBER OF CONDUITS: 79
TOTAL LENGTH OF CONDUITS: 1378.4

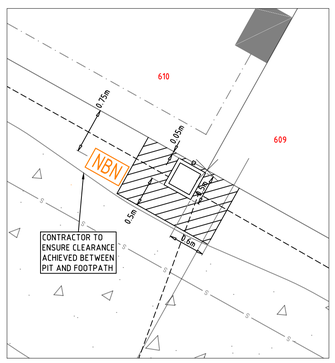

PILLAR DETAIL LOTS 608-614
SCALE = 1:50@A1

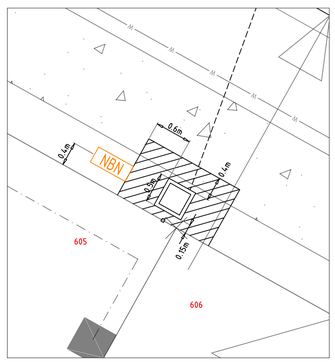

PILLAR DETAIL LOTS 603-607
SCALE = 1:50@A1

DIAL BEFORE YOU DIG
www.1100.com.au

REV	DATE	DRAFTER	DESCRIPTION	APPROVED
-				
-				
-				
E	01.02.23	JG	REVISED ISSUE FOR CONSTRUCTION	
D	07.12.22	JG	ISSUE FOR CONSTRUCTION.	
C	14-12-21	MC	ADDED ROAD NAMES	
B	06-12-21	AP	ISSUE FOR TENDER. NOT FOR CONSTRUCITON.	
A	02-12-21	MC	ISSUED FOR NBN ACCEPTANCE	DP

STRICTLY CONFIDENTIAL

NBNCO APPROVAL RECORD:

	SIGNATURE	DATE
DD		
WD		
AB		

QUALITY RECORD :

NBNCO DISCLAIMER
THIS DOCUMENT HAS BEEN PREPARED SOLELY FOR THE USE OF NBNCO LIMITED (ABN 86 136 533 741) FOR USE IN MAINTAINING NBNCO FACILITIES. IT HAS NOT BEEN CREATED FOR ANY OTHER USE. IT SHOULD NOT BE SCALED TO LOCATE NBNCO ASSETS. NO WARRANTY IS GIVEN THAT THE INFORMATION IS ACCURATE OR COMPLETE.

nbn Australia's broadband network

PE CONSULTING ENGINEERS
STREET ADDRESS: U14, 39 Lawrence Dr, Nerang QLD 4211
POSTAL ADDRESS: PO Box 2835, Nerang DC QLD 4211
TELEPHONE: (07) 5596 1425
EMAIL: mail@pece.com.au
WEB: peteeustace.com.au

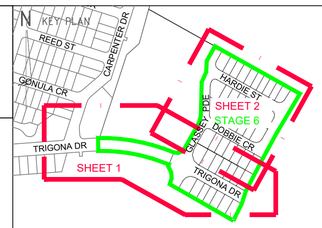

DRAWING TITLE:
STG-M000092808
PIT & PIPE LAYOUT
46 LOT RESIDENTIAL SUBDIVISION
TRIGONA DRIVE, RIPLEY 4306

ENABLE#:

STATE: QLD	REGION: RIPLEY
FSA:	SAM: ADA:
PROJECT No: STG-M000092808	
CADREF No:	
SCALE 1:500@A1	SHEET No. 1 OF 2 REV. E

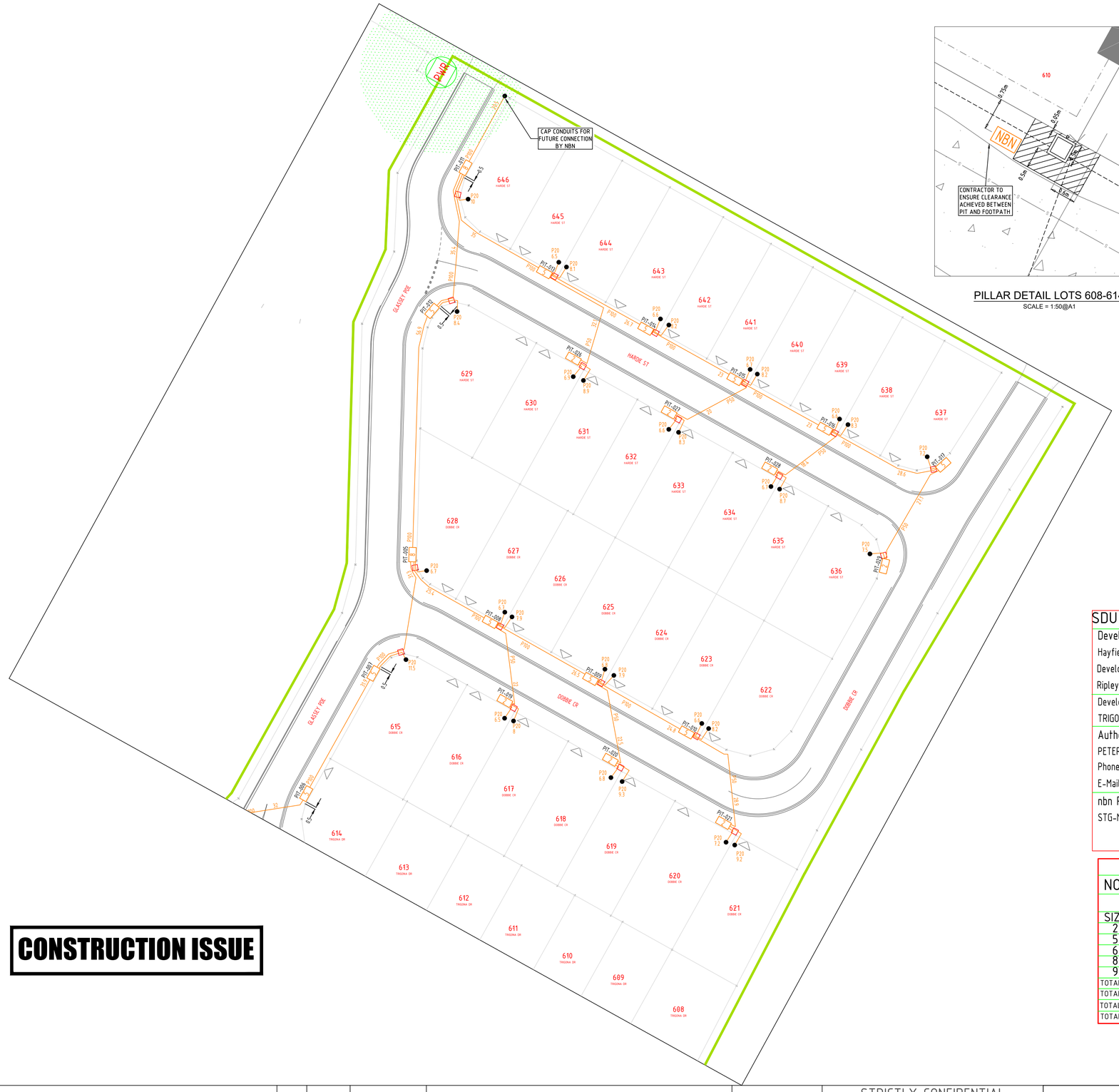

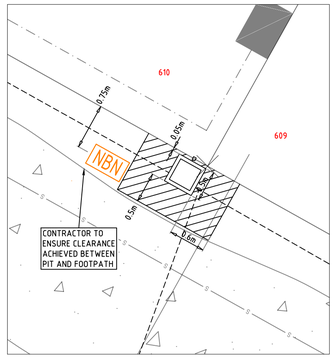

PILLAR DETAIL LOTS 608-614
SCALE = 1:50@A1

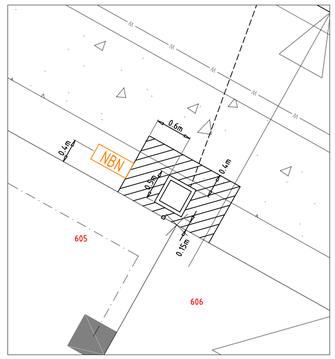

PILLAR DETAIL LOTS 603-607
SCALE = 1:50@A1

NBN SYMBOL LEGEND

- Transformer / Kiosk / Pad Mount Sub-station / Pole Mount Transformer
- PIT-ID 5 — Network Boundary/Local Network Pit (Single Lid) (700mmX450mmX650mm)
- PIT-ID 8 — Distribution/Local Network Connection Pit (1360mmX555mmX860mm)
- PIT-ID 9 — Fibre Distribution Hub (FDH) Pit (2000mmX555mmX900mm)
- Shared Trench Symbol
- Energex Pillar

TRENCH SECTION

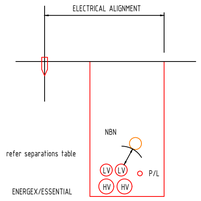

SEPARATION FROM NBN CONDUITS CROSSING

DIMENSION	RADIAL
LV	100mm Min
HV	100mm Min

SEPARATION FROM NBN CONDUITS PARALLEL

DIMENSION	VERTICAL
LV	150mm Min
HV	300mm Min

CONDUIT CONFIGURATION

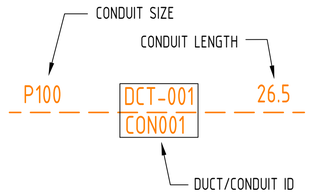

STANDARD NBN PIT OFFSET TO ENERGEX PILLAR

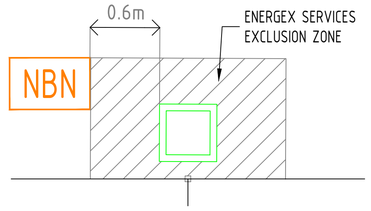

WHERE PITS ARE NOT LOCATED BESIDE PILLARS, OFFSETS WILL BE SHOWN ON THE LAYOUT TO THE NEAREST TRUNCATION. IF NO OFFSET DISTANCE IS SHOWN, PLEASE CONTACT DESIGN CONSULTANT PRIOR TO INSTALLATION.

CONSTRUCTION ISSUE

SDU Development Information

Development Name:
Hayfield Stage 6

Developer Company:
Ripley Projects Pty Ltd

Development Address:
TRIGONA DRIVE, RIPLEY 4306

Authorised Rep:
PETER EUSTACE CONSULTING ENGINEERS
Phone: 07 5596 1425
E-Mail: urd@pece.com.au

nbn Reference Number: STG-M000092808
Stage Number: 6
Design Revision: E

BILL OF MATERIAL

NO OF LOTS: 46

PITS SIZE	PITS QTY	DUCTS SIZE	DUCTS QTY	DUCTS MTRS
2	10	P100	22	745.3
5	16	P50	11	273.2
6	0	P20	46	359.9
8	4			
9	0			

TOTAL NUMBER OF PITS: 30
TOTAL NUMBER OF MANHOLES: 0
TOTAL NUMBER OF CONDUITS: 79
TOTAL LENGTH OF CONDUITS: 1378.4

DIAL BEFORE YOU DIG
www.1100.com.au

REV	DATE	DRAFTER	DESCRIPTION	APPROVED
-				
-				
-				
E	01.02.23	JG	REVISED ISSUE FOR CONSTRUCTION	
D	07.12.22	JG	ISSUE FOR CONSTRUCTION	
C	14-12-21	MC	ADDED ROAD NAMES	
B	06-12-21	AP	ISSUE FOR TENDER. NOT FOR CONSTRUCTION.	
A	02-12-21	MC	ISSUED FOR NBN ACCEPTANCE	DP

STRICTLY CONFIDENTIAL

NBNCO APPROVAL RECORD:

	SIGNATURE	DATE
☐ DD		
☐ WD		
☐ AB		

QUALITY RECORD :

NBNCO DISCLAIMER
THIS DOCUMENT HAS BEEN PREPARED SOLELY FOR THE USE OF NBNCO LIMITED (ABN 86 136 533 741) FOR USE IN MAINTAINING NBNCO FACILITIES. IT HAS NOT BEEN CREATED FOR ANY OTHER USE. IT SHOULD NOT BE SCALED TO LOCATE NBNCO ASSETS. NO WARRANTY IS GIVEN THAT THE INFORMATION IS ACCURATE OR COMPLETE.

Australia's broadband network
PE CONSULTING ENGINEERS
STREET ADDRESS U14, 39 Lawrence Dr, Nerang QLD 4211
POSTAL ADDRESS PO Box 2835, Nerang DC QLD 4211
TELEPHONE (07) 5596 1425
EMAIL mail@pece.com.au
WEB peterecustace.com.au

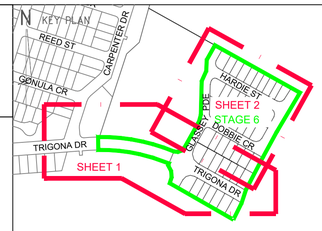

DRAWING TITLE:
STG-M000092808
PIT & PIPE LAYOUT
46 LOT RESIDENTIAL SUBDIVISION
TRIGONA DRIVE, RIPLEY 4306

ENABLE#:
STATE: QLD | REGION: RIPLEY
FSA: | SAM: | ADA:
PROJECT No: STG-M000092808
CADREF No:
SCALE 1:500@A1 | SHEET No. 2 OF 2 | REV. E

NATURAL GAS EMERGENCY
CONTACT NUMBER :
Ph. 1800 427 532

HAVE YOU ASSESSED THE RISK ASSOCIATED WITH THIS WORK?
REPORT PROMPTLY ANY CONDITION LIABLE TO CAUSE AN ACCIDENT REMEMBER
YOU ARE RESPONSIBLE
FOR YOUR SAFETY

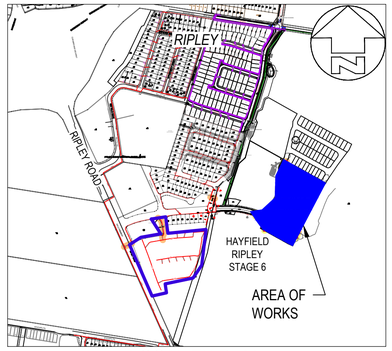

LOCALITY PLAN

Gold Coast/Brisbane UBD 233 - N16
APA GRID REF. - IM24_1
NOT TO SCALE

GAS RETICULATION

GAS ALIGNMENT FOR MAINS IN A STAND ALONE TRENCH = 0.3m FROM B.O.K (BACK OF KERB). AS PER IPSWICH CITY COUNCIL. REFER TO APA STANDARD DRAWING TR-0003 FOR TRENCH PROFILE.
FOR GAS MAINS TO BE INSTALLED IN A JOINT-USE TRENCH. REFER TO APA STANDARD DRAWING TR-0001 FOR TRENCH PROFILE.

ANY VARIATIONS TO THIS PLAN ARE TO BE APPROVED BY THE RESPONSIBLE **APA** DESIGNER.

ALL GAS TIE IN AND PURGE POINTS INDICATED ON APA'S FOR CONSTRUCTION PLAN SHALL BE LEFT FREE OF OBSTRUCTION TO ENABLE APA TO COMPLETE THE COMMISSIONING OF THE MAINS. OBSTRUCTIONS INCLUDE, BUT ARE NOT LIMITED TO, DRIVEWAYS, FOOTPATHS, PRAM RAMPS ETC: ADDITIONAL COSTS INCURRED BY APA DUE TO OBSTRUCTIONS FOUND AT NOMINATED PURGE POINTS, AS A RESULT OF A SUBMITTED DELAY FORM WILL BE BORNE BY THE DEVELOPER .

CIVIL CONTRACTOR SHALL GIVE APA ONE WEEKS NOTICE BEFORE INSTALLATION OF ROAD CROSSING CONDUITS - EMAIL NOTICE TO APAScheduledWorks@apa.com.au

ELECTRICAL CONTRACTOR SHALL GIVE APA TWO WEEKS NOTICE BEFORE TRENCHING - EMAIL NOTICE TO APAScheduledWorks@apa.com.au

REFERENCE DRAWINGS

TRENCH SECTION - CONSTRUCTION - JOINT USE TRENCH
- ROAD RESERVE - FOOTPATH ONLY. TR-0001
GAS SERVICE ALLOCATIONS - GENERAL CONSTRUCTION - CONDUITS & SERVICE CONNECTION TEE - PE GAS MAINS. D-0023

CONTACT DETAILS

PHONE - 0477 398 905
EMAIL ADDRESS - APAScheduledWorks@apa.com.au

LEGEND

- PROPOSED PE GAS MAINS
- ROAD CROSSING CONDUIT
- PROPOSED STAND ALONE TRENCH
- PROPOSED COMMON TRENCH
- EXISTING H.P STEEL PIPELINE
- EXISTING HIGH PRESSURE PIPELINE
- PROPOSED END CAP
- PROPOSED REDUCER
- PROPOSED VALVE
- PURGE POINTS
- CONNECTION POINT TO EXISTING MAINS

PIPE LENGTHS

PROPOSED 40PE GAS MAIN - COMMON TRENCH - Approx Length . . . . . 508 Meters
PROPOSED 40PE GAS MAIN - STANDALONE TRENCH - Approx Length . . . . . 110 Meters

PROPOSED 63PE GAS MAIN - STANDALONE TRENCH - Approx Length . . . . . 176 Meters

NUMBER OF ROAD CROSSINGS - 15 - Approx Length . . . . . 157 Meters
NUMBER OF TIE-IN POINTS - 1
NUMBER OF LOTS - 46

0 10 20 30 40 60 80 100m 1:1000 AT A1
1:2000 AT A3

REV	DESCRIPTION	DATE	DRW	CHK	APP
1	UPDATED NON-STANDARD ALIGNMENTS - RE-ISSUED FOR CONSTRUCTION	17/11/22	MC	SH	SH
0	ISSUE FOR CONSTRUCTION	11/11/22	MC	SH	APC
A	PRELIMINARY ISSUE - NOT FOR CONSTRUCTION	16/11/21	MC	SH	SH

Australian Gas Networks
A.B.N. 19 078 551 685

THIS DRAWING, AND THE INFORMATION AND DETAILS CONTAINED IN IT ARE CONFIDENTIAL AND ARE THE PROPERTY OF APA GROUP. ANY USE MUST BE AUTHORISED BY APA GROUP.

THIS PLAN INDICATES PROPOSED ALIGNMENT AND DETAILS FOR CONSTRUCTION PURPOSES. EXISTING PIPEWORK SHOWN IS INDICATIVE AND GIS MAPPING MUST BE REFFERED TO.

	NAME	DATE
DRAWN	M CHUA	16/11/21
CHECKED	S HART	14/11/22
APPROVED	AP CRONIN	14/11/22

PROJ No 10489 410.03 | MAXIMO No.: 674382-17 | SCALE 1:1000 @ A1 | SHT 1 of 1 | REV 1

PROPOSED INTERNAL RETICULATION

CONSTRUCTION ISSUE
HAYFIELD RIPLEY - STAGE 6
75 TRIGONA DRIVE, RIPLEY

DRG No E67438217-06

DATE PLOTTED: 17 November, 2022 - 2:07pm

CAD FILE: G:\Asset Info & Systems\Drawings\Project Drawings\2017\AGN Projects\674382-17 - Hayfields Estate 352 Ripley Rd, Ripley\E67438217-06_1.dwg

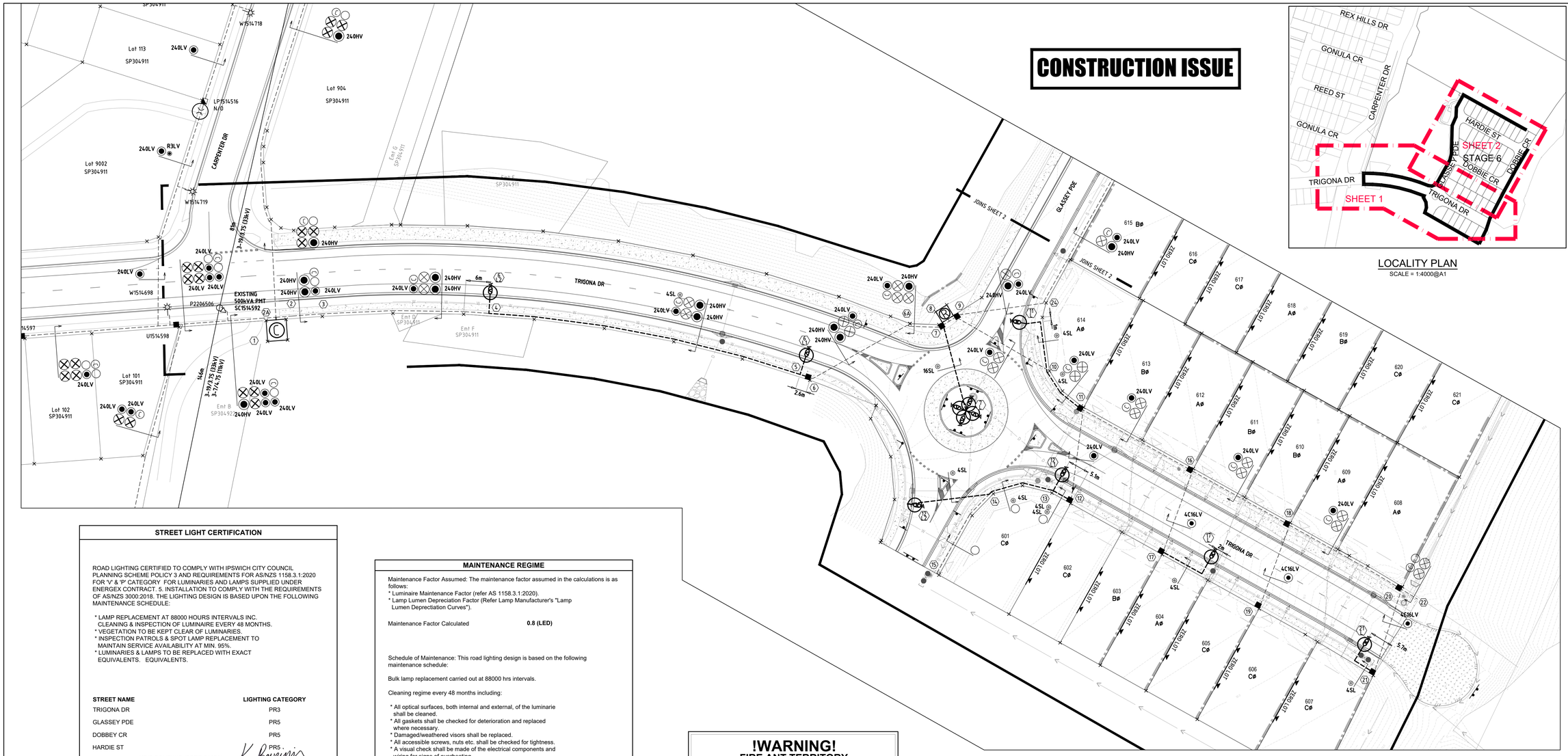

LOCALITY PLAN
SCALE = 1:4000@A1

SYMBOL LEGEND

- PROPOSED 40mm S/L
- PROPOSED ENERGEX 100mm COMMS
- PROPOSED 100mm
- PROPOSED 125mm
- EXISTING 40mm S/L
- EXISTING ENERGEX 100mm COMMS
- EXISTING 100mm
- EXISTING 125mm
- PROPOSED CABLE (AS MARKED)
- EXISTING CABLE (AS MARKED)
- PROPOSED UNDERGROUND HV/LV ROUTE
- EXISTING UNDERGROUND HV/LV ROUTE
- PROPOSED OVERHEAD HV/LV ROUTE
- EXISTING OVERHEAD HV/LV ROUTE
- PROPOSED S/L CABLE
- EXISTING S/L CABLE
- PADMOUNT TRANSFORMER
- PMT LV GEOGRAPHIC
- PMT HV GEOGRAPHIC
- RING MAIN UNIT
- RMU HV SCHEMATIC
- PROPOSED SUPPLY PILLAR
- EXISTING SUPPLY PILLAR
- PROPOSED LINK PILLAR
- EXISTING LINK PILLAR
- COMMERCIAL PILLAR
- EARTH
- PROPOSED TYPE 4 PIT
- EXISTING TYPE 4 PIT
- RECOVER EQUIPMENT
- STJ 11kV STRAIGHT JOINT
- OVERHEAD POLE TRANSFORMER
- OVERHEAD POLE (HV ONLY)
- OVERHEAD POLE (LV ONLY)
- OVERHEAD POLE (HV & LV)
- OVERHEAD HV TERMINATION
- OVERHEAD LV TERMINATION
- AIR BREAK SWITCH (OPEN)
- AIR BREAK SWITCH (CLOSED)
- DISCONNECT LINKS (OPEN)
- DISCONNECT LINKS (CLOSED)
- WATER METER
- SURVEY PEG

STREET LIGHT SYMBOL LEGEND

- EXISTING S/L (RATE 3)
- PROPOSED L17A (RATE 3)
- PROPOSED L33A (RATE 3)
- PROPOSED L50A (RATE 3)

STREET LIGHT CERTIFICATION

ROAD LIGHTING CERTIFIED TO COMPLY WITH IPSWICH CITY COUNCIL PLANNING SCHEME POLICY 3 AND REQUIREMENTS FOR AS/NZS 1158.3.1:2020 FOR 'V' & 'P' CATEGORY FOR LUMINARIES AND LAMPS SUPPLIED UNDER ENERGEX CONTRACT. 5. INSTALLATION TO COMPLY WITH THE REQUIREMENTS OF AS/NZS 3000:2018. THE LIGHTING DESIGN IS BASED UPON THE FOLLOWING MAINTENANCE SCHEDULE:

* LAMP REPLACEMENT AT 88000 HOURS INTERVALS INC. CLEANING & INSPECTION OF LUMINAIRE EVERY 48 MONTHS.
* VEGETATION TO BE KEPT CLEAR OF LUMINARIES.
* INSPECTION PATROLS & SPOT LAMP REPLACEMENT TO MAINTAIN SERVICE AVAILABILITY AT MIN. 95%.
* LUMINARIES & LAMPS TO BE REPLACED WITH EXACT EQUIVALENTS. EQUIVALENTS.

STREET NAME	LIGHTING CATEGORY
TRIGONA DR	PR3
GLASSEY PDE	PR5
DOBBEY CR	PR5
HARDIE ST	PR5

KRIS BOVEINIS (RPEQ 22272) K Boveinis

DATE 07.12.22

REFER TO PROJECT S1301574 WORKS PLANS FOR ENERGEX WORKS PLANS.

MAINTENANCE REGIME

Maintenance Factor Assumed: The maintenance factor assumed in the calculations is as follows:
* Luminaire Maintenance Factor (refer AS 1158.3.1:2020).
* Lamp Lumen Depreciation Factor (Refer Lamp Manufacturer's "Lamp Lumen Depreciation Curves").

Maintenance Factor Calculated **0.8 (LED)**

Schedule of Maintenance: This road lighting design is based on the following maintenance schedule:

Bulk lamp replacement carried out at 88000 hrs intervals.

Cleaning regime every 48 months including:

* All optical surfaces, both internal and external, of the luminarie shall be cleaned.
* All gaskets shall be checked for deterioration and replaced where necessary.
* Damaged/weathered visors shall be replaced.
* All accessible screws, nuts etc. shall be checked for tightness.
* A visual check shall be made of the electrical components and wiring for signs of overheating.
* If required, the luminaire shall be realigned/adjusted to the design specification.

!WARNING!
FIRE ANT TERRITORY

THIS SITE IS WITHIN A RED IMPORTED FIRE ANT BIOSECURITY ZONE. CALL 132523 FOR FURTHER INFORMATION.

RATE 3 STREETLIGHT SCHEDULE

LOCATION	STN No	SITE ID (POLE No)	POLE or COMPONENTS						LANTERN									OUTREACH BRACKET				MOUNT HEIGHT (m)	REMARKS
			COMP ID	EXIST (m)	REC (m)	ERECT (m)	SLM or IIN	ALIGN (m)	COMP ID	EXIST	RECOVER LUMIN	RECOVER CUST	DATE DE-ENERG	ERECT LUMIN	ERECT CUST	DATE ENERG	SLM or IIN	EXIST (m)	REC (m)	ERECT (m)	SLM or IIN		
TRIGONA DR	6L1	W2256333	PO 1			8.5BPM	SB105115CI	0.95IOK	SL 1					L50A	IPSW		BRP391 LED65WW 50W DWV			1.5		10.5m	L50A, 8.5m BPM POLE, 1.5m O/R,
	6L2	W2256334	PO 1			8.5BPM	SB105115CI	1.14IOK	SL 1					L50A	IPSW		BRP391 LED65WW 50W DWV			1.5		10.5m	10.5m MH TO MATCH EXISTING
	7L	W2256335	PO 1			7BPM	ASSY809-6	CENTRE OF ROUND-ABOUT	SL 1 SL 2 SL 3 SL 4					L50A L50A L50A L50A	IPSW IPSW IPSW IPSW		BRP391 LED65WW 50W DWV BRP391 LED65WW 50W DWV BRP391 LED65WW 50W DWV BRP391 LED65WW 50W DWV			1.5	ASSY825-3	9m	7m BPM POLE, 4 WAY HEAD FRAME w/ 1.5m OUTREACH, 9m MOUNTING HEIGHT
	12L1	W2256339	PO 1			5.5BPM	SB75115CI	0.95IOK	SL 1					L33A	IPSW		JLB99BD15L33			1.5		7.5m	
	17L	W2256340	PO 1			5.5BPM	SB75115CI	0.95IOK	SL 1					L33A	IPSW		JLB99BD15L33			1.5		7.5m	
	21L	W2256341	PO 1			5.5BPM	SB75115CI	0.95IOK	SL 1					L33A	IPSW		JLB99BD15L33			1.5		7.5m	
GLASSEY PDE	11L	W2256342	PO 1			5.5BPM	SB75115CI	0.95IOK	SL 1					L33A	IPSW		JLB99BD15L33			1.5		7.5m	
	12L2	W2256343	PO 1			5.5BPM	SB75115CI	0.95IOK	SL 1					L33A	IPSW		JLB99BD15L33			1.5		7.5m	
	25L	W2256344	PO 1			5.5BPM	SB75115CI	0.95IOK	SL 1					L17A	IPSW		JLC99BD11L17			1.5		7.5m	
	35L1	W2256345	PO 1			5.5BPM	SB75115CI	0.95IOK	SL 1					L17A	IPSW		JLC99BD11L17			1.5		7.5m	
	47L	W2256346	PO 1			5.5BPM	SB75115CI	0.95IOK	SL 1					L17A	IPSW		JLC99BD11L17			1.5		7.5m	
DOBBEY CR	28L	W2256347	PO 1			5.5BPM	SB75115CI	0.95IOK	SL 1					L17A	IPSW		JLC99BD11L17			1.5		7.5m	
	33L	W2256348	PO 1			5.5BPM	SB75115CI	0.95IOK	SL 1					L17A	IPSW		JLC99BD11L17			1.5		7.5m	
	44L	W2256349	PO 1			5.5BPM	SB75115CI	0.95IOK	SL 1					L17A	IPSW		JLC99BD11L17			1.5		7.5m	
	46L2	W2256350	PO 1			5.5BPM	SB75115CI	0.95IOK	SL 1					L17A	IPSW		JLC99BD11L17			1.5		7.5m	
HARDIE ST	35L2	W2256351	PO 1			5.5BPM	SB75115CI	0.95IOK	SL 1					L17A	IPSW		JLC99BD11L17			1.5		7.5m	
	41L	W2256352	PO 1			5.5BPM	SB75115CI	0.95IOK	SL 1					L17A	IPSW		JLC99BD11L17			1.5		7.5m	
	46L1	W2256353	PO 1			5.5BPM	SB75115CI	0.95IOK	SL 1					L17A	IPSW		JLC99BD11L17			1.5		7.5m	

*** All poles will require Rate 3 Ipswich City Council streetlight pole site label "ICC3", requirements:**
- Durable and clearly visible permanently fixed weatherproof label
- Green back with white writing
- Writing to be vertically aligned
- Text font size to be 25mm high
- Rate 3 label to be affixed to pole above Energex site ID label.

NOTES:

1. **ALL DIMENSIONS ARE IN mm.**
2. **DIMENSIONS SHOWN ARE MINIMUM ONLY.**
3. **RCD PROTECTION ON LIGHTING FINAL SUBCIRCUIT NOT REQUIRED AS PER IPSWICH CITY COUNCIL RISK ASSESSMENT AND AS3000 2.6.3.2.1 EXCEPTION 5.**
4. **CABLE SHALL BE MINIMUM 4SQMM XLPE/TPE CU AND SUITABLE FOR UNDERGROUND INSTALLATION.**
5. **FAULT LOOP IMPEDANCE CALCULATED USING 0.4S DISCONNECT TIME.**
6. **ONLY TYPE B OR C CIRCUIT BREAKERS TO BE USED UNLESS NOTED OTHERWISE. TO BE LABELED AS "MAIN SWITCH".**
   CIRCUIT BREAKER SIZE:
   (i) MINOR ROAD 10A
   (ii) MAJOR ROAD 16A
7. **IA OF 4.5 TIMES RATED C/B CURRENT.**
8. **INCLUDE DRIP LOOPS OF NOMINAL 100MM RADIUS.**
9. **PROVIDE TAG 'MAIN EARTH - DO NOT DISCONNECT'.**
10. **FUSE RATING INDICATIVE ONLY.**
11. **PROVIDE DRIP PLATE ABOVE CIRCUIT BREAKER IN POLE**
12. **USE CONDUCTIVITY GREASE FOR SCREWED AND BOLTED ELECTRICAL CONNECTIONS.**

RATE 3 LED LIGHTING INFORMATION

DESCRIPTION: Gerard Lighting StreetLED MK III 17W Aeroscreen
ORDER CODE: StreetLED3 17W 4K AERO 180805PH
SCHEDULE CODE: L17A

DESCRIPTION: Gerard Lighting StreetLED MK III 33W Aeroscreen
ORDER CODE: StreetLED3 28W 4K AERO 180262PH
SCHEDULE CODE: L33A

DESCRIPTION: Philips RoadFlair
ORDER CODE: BRP391 LED60NW 50W DWV
SCHEDULE CODE: L50A

RATE 3 LED LIGHTING NOTES

1. **DESIGNED IN ACCORDANCE WITH IPSWICH CITY COUNCIL PLANNING SCHEME POLICY 3.**
2. **ALL POLES & OUTREACHES TO BE GALVANISED.**
3. **CONTRACTOR TO ENSURE LUMINAIRES ARE MOUNTED WITH ZERO DEGREE TILT.**

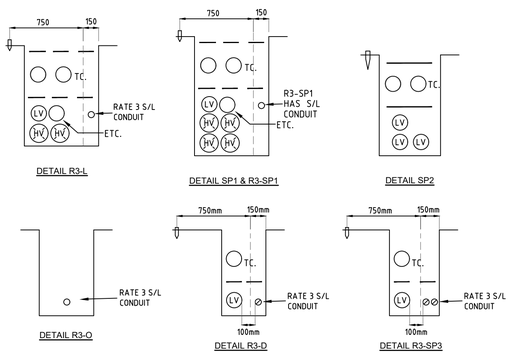

ENERGEX NON-STANDARD TRENCH DETAILS

NOTES:
* 100mm CLEARANCE REQ BETWEEN ENERGEX URD AND RATE 3 CONDUITS.
* RATE 3 CONDUIT ALIGNMENT TO BE 870mm FROM PROPERTY BOUNDARY.

R	DESCRIPTION	DATE
A	ISSUE FOR ENERGEX & COUNCIL ACCEPTANCE ONLY, NOT FOR CONSTRUCTION.	01.03.22
B	REVISED ISSUE FOR ENERGEX & COUNCIL ACCEPTANCE ONLY, NOT FOR CONSTRUCTION.	05.08.22
C	ISSUE FOR CONSTRUCTION.	14.09.22
D	REVISED ISSUE FOR CONSTRUCTION.	16.11.22
E	REVISED ISSUE FOR CONSTRUCTION.	06.12.22

PE CONSULTING ENGINEERS
STREET ADDRESS U14, 39 Lawrence Dr, Nerang QLD 4211
POSTAL ADDRESS PO Box 2835, Nerang DC QLD 4211
TELEPHONE (07) 5596 1425
EMAIL mail@pece.com.au
WEB petereustace.com.au

NORTH

21-0342- 01 R3

SITE CONTACT DETAILS		COUNCIL STANDARD ALIGNMENTS		WORKS COORDINATOR	PETER EUSTACE & ASSOCIATES
NAME		Energex OH	2.95m RP	PARENT PROJECT NO.	
TBC		Energex UG	0-0.9m RP	WORK REQUEST NO.	
COMPANY		NBN	REFER NBN		
-		GAS	REFER GAS	LOTS	601 - 646
PHONE	-	HP GAS	REFER GAS		
MOBILE	-	WATER	REFER CIVIL	CANCELLING LOTS	PART 901 / SP317868
FAX	-	STORMWATER	REFER CIVIL	LOCAL AUTHORITY	IPSWICH CITY COUNCIL
		SEWERAGE	REFER CIVIL	UBD REF	
		OTHER	REFER CIVIL	PEGGED?	

APPROVED	KRIS BOVEINIS	Peter Eustace & Associates
CHECKED	DAVID PRUSS	RATE 3 PUBLIC LIGHTING
DESIGNER	JUAN GONZALEZ	
PHONE	(07) 5596 1425	
PLANNER	AARON PRUSS	46 LOT SUBDIVISION HAYFIELD RIPLEY STAGE 6 TRIGONA DRIVE, RIPLEY QLD 4306
PHONE	(07) 5596 1425	
ISSUE DATE	06 DECEMBER 2022	

WORKSPLAN VERSION 5.5
SCALE: 1:500@A1
PROJECT / SUB PROJECT NO.
S1301575
Sheet 1 of 2
ISSUE NO: D

CONSTRUCTION ISSUE

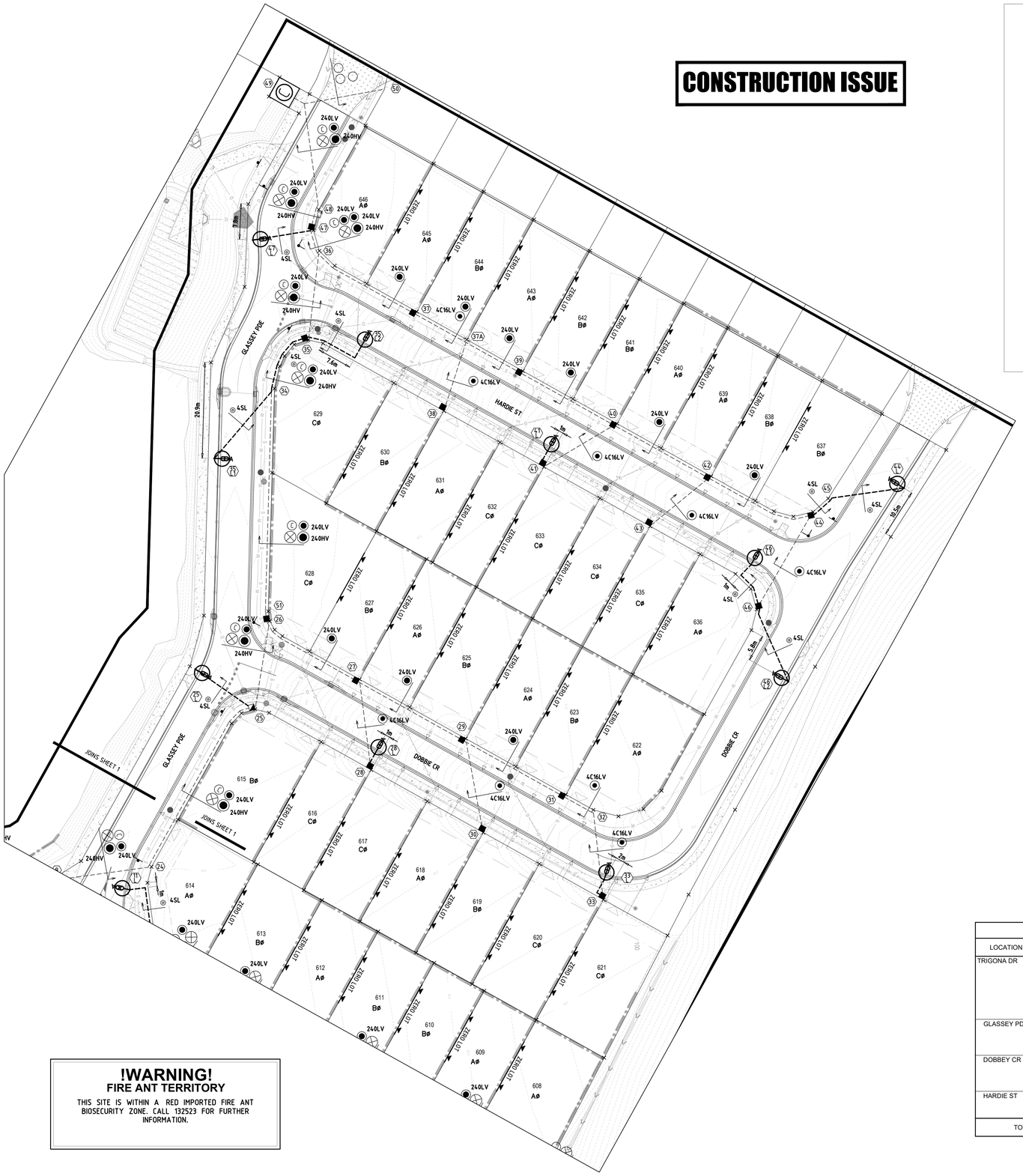

!WARNING!
FIRE ANT TERRITORY

THIS SITE IS WITHIN A RED IMPORTED FIRE ANT BIOSECURITY ZONE. CALL 132523 FOR FURTHER INFORMATION.

NOTES

1. All dimensions shown are in mm.
2. Dimensions shown are minimum only.
3. RCD protection on lighting final subcircuit not required asper Ipswich City Council risk assessment and AS3000 2.6.3.2.1 Exception 5.
4. Cable shall be a minimum of 4mm² XLPE/TPE Cu and suitable for underground installation.
5. Circuit breaker type and rating shall be determinated by the designer. Circuit breaker rating depicted on the drawings are indicative only. To be labelled as "MAIN SWICH".
6. Include drip loops of nominal 100mm radius.
7. Provide tag " MAIN EARTH - DO NOT DISCONNECT".
8. Fuse rating indicative only.
9. Provide drip plate above the circuit breaker in the pole.
10. Use conductivity grease for screwed and bolted electrical connetions.

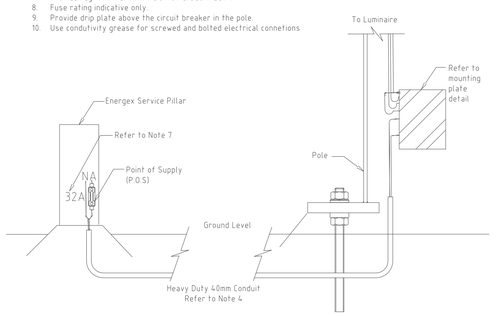

CROSS SECTION
(N.T.S)

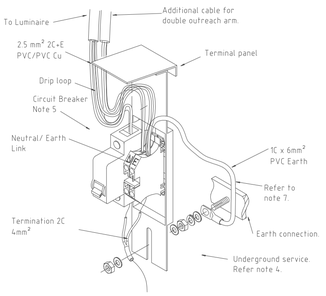

MOUNTING PLATE DETAIL
(N.T.S)

RATE 3 STREET LIGHT CONNECTION

CERTIFICATE OF COMPLIANCE

DESIGN DOCUMENTATION IN ACCORDANCE WITH THE REQUIREMENTS OF COMPLIANCE OF AS/NZS 1158

* Refer AS1158.1.1:2005 Appendix D for information regarding V category
* Refer AS1158.3.1:2020 Appendix C for information regarding P category
* PerfectLite 5.06 computer software used

ITEM	PROJECT SPECIFICATION			
LIGHTING CATEGORY				
Road Name	**TRIGONA DR**	**TRIGONA DR**	**TRIGONA DR**	**GLASSEY PDE, DOBBEY CR, HARDIE ST**
Nominated Lighting Category	**PR3**	**PR3**	**PR3**	**PR5**
Road Surface Reflection Characteristic	**R3**	**R3**	**R3**	**R3**
INSTALLATION GEOMETRY				
Road Reserve Lighting Design Width	**21m**	**21m**	**21m**	**16m**
Mounting Height	**10.5m**	**9m**	**7.5m**	**7.5m**
Overhang	**1.5m**	**1.5m**	**1.5m**	**1.5m**
Lighting Arrangement	**ARR1**	**ARR1**	**ARR1**	**ARR1**
Pole Setback	**0.95m IoK**	**0.95m IoK**	**0.95m IoK**	**0.95m IoK**
Upcast Angle	**0°**	**0°**	**0°**	**0°**
LUMINAIRE/LAMP 1 DETAILS				
Lamp Type / Wattage	**L50A**	**L50A**	**L33A**	**L17A**
Luminaire Identification	**Philips RoadFlair**	**Philips RoadFlair**	**Gerard Lighting StreetLED MKII 33W Aeroscreen**	**Gerard Lighting StreetLED MK III 17 W Aeroscreen**
Lamp Flux (Lumens)	**6000**	**6000**	**3467**	**2009**
I-Table Number (.cie)	**BRP391 LED60NW 50W DWV**	**BRP391 LED60NW 50W DWV**	**StreetLED2 28W 4K AERO - 180262PH**	**StreetLED3 17W 4K AERO 180805PH**
Lighting Tariff	**2**	**2**	**3**	**3**
Power Factor	**HPF (> 0.95)**	**HPF (> 0.95)**	**HPF (≥ 0.9)**	**HPF (≥ 0.9)**
Start/Run Currents (Amps)	**0.223**	**0.223**	**0.145**	**0.07**
IP Rating	**IP66**	**IP66**	**IP66**	**IP66**
LUMINAIRE MAXIMUM SPACING CALCS				
Average Horizontal Illuminance (E_h)	**≥1.75 lx**	**≥1.75 lx**	**≥1.75 lx**	**≥0.85 lx**
Minimum Point Horizontal Illuminance (E_{hn})	**≥0.3 lx**	**≥0.3 lx**	**≥0.3 lx**	**≥0.14 lx**
Illuminance Uniformity (U_{E0})	**≤8**	**≤8**	**≤8**	**≤10**
Upward wasted light ratio (UWLR) %	**≤0%**	**≤0%**	**≤0%**	**≤0%**
Road Reserve Lighting Design Width (m)	Maximum Spacing (m)	Maximum Spacing (m)	Maximum Spacing (m)	Maximum Spacing (m)
16	**-**	**-**	**-**	**69.5**
21	**80.9**	**52**	**50.5**	**-**

RATE 3 UNDERGROUND CABLE SCHEDULE

LOCATION	STATIONS FROM-TO	VOLTS	EXIST	TRF	REC	INSTALL	CABLE SIZE/TYPE	MODEL ID	ROUTE LENGTH (m)	CABLE LENGTH (m) NEW	CABLE LENGTH (m) REC	LCC	REMARKS
TRIGONA DR	7 - 7L	LV				*	16mm² 2C Cu PVC/PVC	LVC216PVPV	22	25			
	6 - 6L1	LV				*	4mm² 2C Cu PVC/PVC	LVC24PVPV	7	10			
	6 - 6L2	LV				*	4mm² 2C Cu PVC/PVC	LVC24PVPV	82	85			
	12 - 12L1	LV				*	4mm² 2C Cu PVC/PVC	LVC24PVPV	7	10			
	12 - 12L2	LV				*	4mm² 2C Cu PVC/PVC	LVC24PVPV	42	45			
	17 - 17L	LV				*	4mm² 2C Cu PVC/PVC	LVC24PVPV	12	15			
	21 - 21L	LV				*	4mm² 2C Cu PVC/PVC	LVC24PVPV	7	10			
GLASSEY PDE	11 - 11L	LV				*	4mm² 2C Cu PVC/PVC	LVC24PVPV	32	35			
	25 - 25L	LV				*	4mm² 2C Cu PVC/PVC	LVC24PVPV	17	20			
	35 - 35L1	LV				*	4mm² 2C Cu PVC/PVC	LVC24PVPV	32	35			
	47 - 47L	LV				*	4mm² 2C Cu PVC/PVC	LVC24PVPV	12	15			
DOBBEY CR	28 - 28L	LV				*	4mm² 2C Cu PVC/PVC	LVC24PVPV	2	5			
	33 - 33L	LV				*	4mm² 2C Cu PVC/PVC	LVC24PVPV	2	5			
	46 - 46L2	LV				*	4mm² 2C Cu PVC/PVC	LVC24PVPV	17	20			
	44 - 44L	LV				*	4mm² 2C Cu PVC/PVC	LVC24PVPV	22	25			
HARDIE ST	35 - 35L2	LV				*	4mm² 2C Cu PVC/PVC	LVC24PVPV	17	20			
	41 - 41L	LV				*	4mm² 2C Cu PVC/PVC	LVC24PVPV	2	5			
	46 - 46L1	LV				*	4mm² 2C Cu PVC/PVC	LVC24PVPV	12	15			
TOTALS		SL					16mm² 2C Cu PVC/PVC	LVC216PVPV		25			
		SL					4mm² 2C Cu PVC/PVC	LVC24PVPV		375			

SYMBOL LEGEND

- PROPOSED 40mm S/L
- PROPOSED ENERGEX 100mm COMMS
- PROPOSED 100mm
- PROPOSED 125mm
- EXISTING 40mm S/L
- EXISTING ENERGEX 100mm COMMS
- EXISTING 100mm
- EXISTING 125mm
- PROPOSED CABLE (AS MARKED)
- EXISTING CABLE (AS MARKED)
- PROPOSED UNDERGROUND HV/LV ROUTE
- EXISTING UNDERGROUND HV/LV ROUTE
- PROPOSED OVERHEAD HV/LV ROUTE
- EXISTING OVERHEAD HV/LV ROUTE
- PROPOSED S/L CABLE
- EXISTING S/L CABLE
- PADMOUNT TRANSFORMER
- PMT LV GEOGRAPHIC
- PMT HV GEOGRAPHIC
- RING MAIN UNIT
- RMU HV SCHEMATIC
- PROPOSED SUPPLY PILLAR
- EXISTING SUPPLY PILLAR
- PROPOSED LINK PILLAR
- EXISTING LINK PILLAR
- COMMERCIAL PILLAR
- EARTH
- PROPOSED TYPE 4 PIT
- EXISTING TYPE 4 PIT
- RECOVER EQUIPMENT
- STJ 11kV STRAIGHT JOINT
- OVERHEAD POLE TRANSFORMER
- OVERHEAD POLE (HV ONLY)
- OVERHEAD POLE (LV ONLY)
- OVERHEAD POLE (HV & LV)
- OVERHEAD HV TERMINATION
- OVERHEAD LV TERMINATION
- AIR BREAK SWITCH (OPEN)
- AIR BREAK SWITCH (CLOSED)
- DISCONNECT LINKS (OPEN)
- DISCONNECT LINKS (CLOSED)
- WATER METER
- SURVEY PEG

STREET LIGHT SYMBOL LEGEND

- EXISTING S/L (RATE 3)
- PROPOSED L17A (RATE 3)
- PROPOSED L33A (RATE 3)
- PROPOSED L50A (RATE 3)

R	DATE	DESCRIPTION
A	01.03.22	ISSUE FOR ENERGEX & COUNCIL ACCEPTANCE ONLY, NOT FOR CONSTRUCTION.
B	05.08.22	REVISED ISSUE FOR ENERGEX & COUNCIL ACCEPTANCE ONLY, NOT FOR CONSTRUCTION.
C	14.09.22	ISSUE FOR CONSTRUCTION.
D	16.11.22	REVISED ISSUE FOR CONSTRUCTION.
E	06.12.22	REVISED ISSUE FOR CONSTRUCTION.

CONSULTING ENGINEERS
STREET ADDRESS U14, 39 Lawrence Dr, Nerang QLD 4211
POSTAL ADDRESS PO Box 2835, Nerang DC QLD 4211
TELEPHONE (07) 5596 1425
EMAIL mail@pecs.com.au
WEB petereustace.com.au

NORTH

21-0342- 02 R3

SITE CONTACT DETAILS	
NAME	
TBC	
COMPANY	
-	
PHONE	-
MOBILE	-
FAX	-

COUNCIL STANDARD ALIGNMENTS	
Energex OH	**2.95m RP**
Energex UG	**0-0.9m RP**
NBN	**REFER NBN**
GAS	**REFER GAS**
HP GAS	**REFER GAS**
WATER	**REFER CIVIL**
STORMWATER	**REFER CIVIL**
SEWERAGE	**REFER CIVIL**
OTHER	**REFER CIVIL**

WORKS COORDINATOR	**PETER EUSTACE & ASSOCIATES**
PARENT PROJECT NO.	
WORK REQUEST NO.	
LOTS	**601 - 646**
CANCELLING LOTS	**PART 901 / SP317868**
LOCAL AUTHORITY	**IPSWICH CITY COUNCIL**
UBD REF	
PEGGED?	

APPROVED	**KRIS BOVEINIS**
CHECKED	**DAVID PRUSS**
DESIGNER	**JUAN GONZALEZ**
PHONE	**(07) 5596 1425**
PLANNER	**AARON PRUSS**
PHONE	**(07) 5596 1425**
ISSUE DATE	**06 DECEMBER 2022**

Peter Eustace & Associates

RATE 3 PUBLIC LIGHTING

46 LOT SUBDIVISION
HAYFIELD RIPLEY STAGE 6
TRIGONA DRIVE, RIPLEY QLD 4306

WORKSPLAN VERSION 5.5
SCALE: **1:500@A1**
PROJECT / SUB PROJECT NO.
S1301575
Sheet **2 of 2**
ISSUE NO: **D**

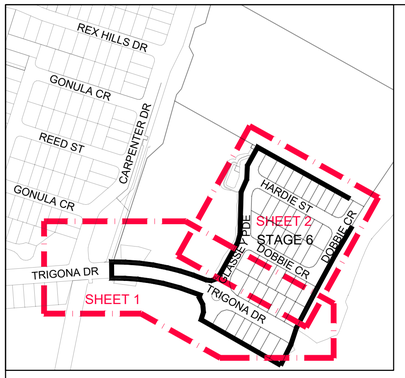

LOCALITY PLAN
SCALE = 1:4000@A1

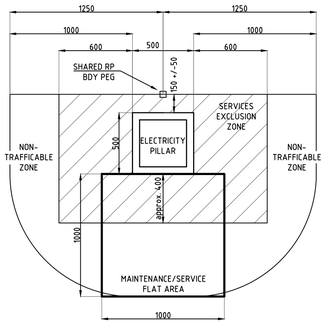

PILLAR CENTRED ON SHARED RP BDY

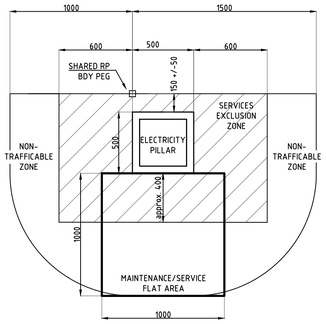

PILLAR OFFSET TO ONE SIDE OF SHARED RP BDY

NOTES
1. PILLARS MAY BE SET CENTRED ON BDY PEG OR OFFSET TO ONE SIDE AS SHOWN.
2. PILLARS TO BE OFFSET 150 (+/-50) FROM RP BDY.
3. SERVICES EXCLUSION ZONE IS FOR ABOVE GROUND SERVICES ONLY. (PITS, MANHOLES ETC). UNDERGROUND PIPES MAY PASS THROUGH THIS AREA AS LONG AS THEY DO NOT CONFLICT WITH ELECTRICITY ASSETS.
4. IF ROADS/DRIVEWAYS ARE WITHIN 1000 OF PILLAR 2 X PROTECTION BOLLARDS WILL BE REQUIRED.
5. FLAT AREA IN FRONT OF PILLAR TO BE MAINTAINED FOR ACCESS AND MAINTENANCE.

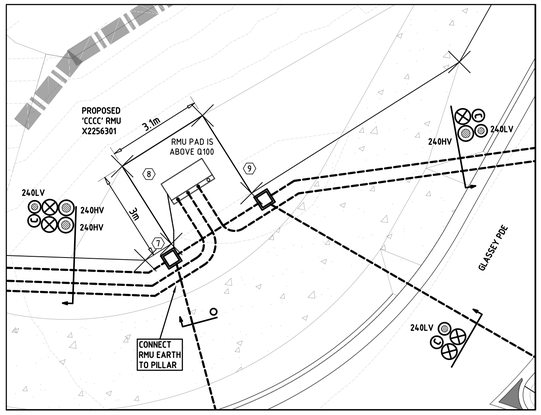

PROPOSED 'CCCC' RMU X2256301 DETAIL
SCALE = 1:100@A1

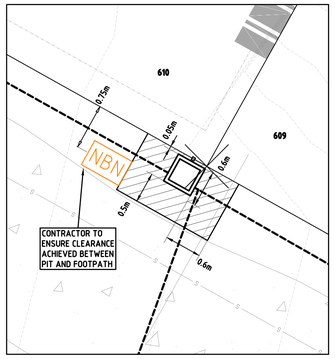

PILLAR DETAIL LOTS 608-614
SCALE = 1:50@A1

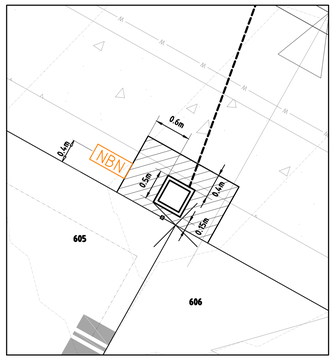

PILLAR DETAIL LOTS 603-607
SCALE = 1:50@A1

CONSTRUCTION ISSUE

!WARNING!
FIRE ANT TERRITORY
THIS SITE IS WITHIN A RED IMPORTED FIRE ANT BIOSECURITY ZONE. CALL 132523 FOR FURTHER INFORMATION.

ELECTRICAL CERTIFICATION

THIS IS TO CERTIFY THAT THE DESIGN OF ENERGEX RETICULATION IS IN ACCORDANCE WITH ENERGEX DESIGN MANUALS AND WORK CATEGORY SPECIFICATION 47.1 & 47.3 WHERE APPLICABLE.

KRIS BOVEINIS (RPEQ 22272) K Boveinis
DATE 01.02.23

REFER TO PROJECT S1301575 WORKS PLANS FOR RATE 3 LIGHTING WORKS PLANS.

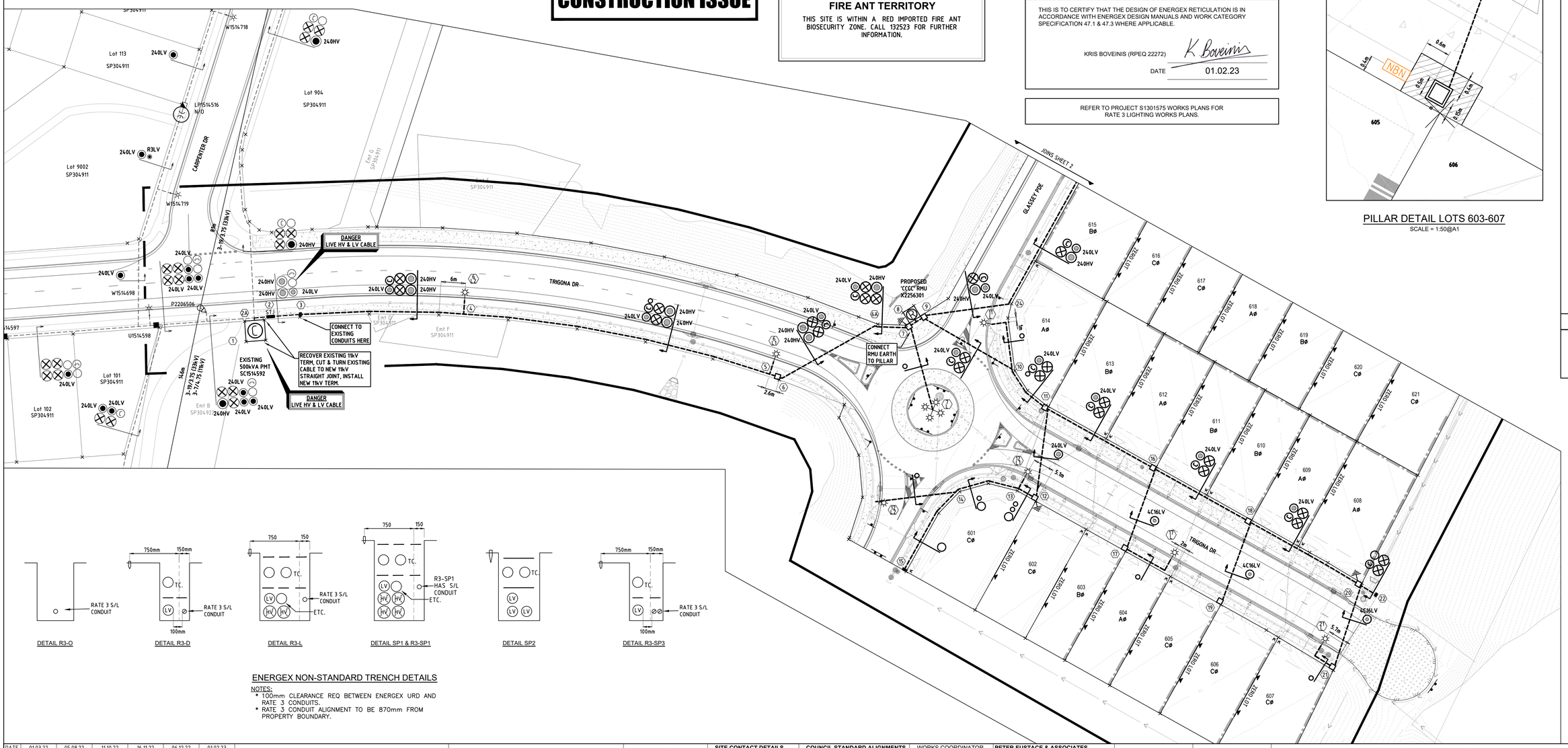

DETAIL R3-O | DETAIL R3-D | DETAIL R3-L | DETAIL SP1 & R3-SP1 | DETAIL SP2 | DETAIL R3-SP3

ENERGEX NON-STANDARD TRENCH DETAILS

NOTES:
* 100mm CLEARANCE REQ BETWEEN ENERGEX URD AND RATE 3 CONDUITS.
* RATE 3 CONDUIT ALIGNMENT TO BE 870mm FROM PROPERTY BOUNDARY.

SYMBOL LEGEND

- PROPOSED 40mm S/L
- PROPOSED ENERGEX 100mm COMMS
- PROPOSED 100mm
- PROPOSED 125mm
- EXISTING 40mm S/L
- EXISTING ENERGEX 100mm COMMS
- EXISTING 100mm
- EXISTING 125mm
- PROPOSED CABLE (AS MARKED)
- EXISTING CABLE (AS MARKED)
- PROPOSED UNDERGROUND HV/LV ROUTE
- EXISTING UNDERGROUND HV/LV ROUTE
- PROPOSED OVERHEAD HV/LV ROUTE
- EXISTING OVERHEAD HV/LV ROUTE
- PROPOSED S/L CABLE
- EXISTING S/L CABLE
- PADMOUNT TRANSFORMER
- PMT LV GEOGRAPHIC
- PMT HV GEOGRAPHIC
- RING MAIN UNIT
- RMU HV SCHEMATIC
- PROPOSED SUPPLY PILLAR
- EXISTING SUPPLY PILLAR
- PROPOSED LINK PILLAR
- EXISTING LINK PILLAR
- COMMERCIAL PILLAR
- EARTH
- PROPOSED TYPE 4 PIT
- EXISTING TYPE 4 PIT
- RECOVER EQUIPMENT
- STJ 11kV STRAIGHT JOINT
- OVERHEAD POLE TRANSFORMER
- OVERHEAD POLE (HV ONLY)
- OVERHEAD POLE (LV ONLY)
- OVERHEAD POLE (HV & LV)
- OVERHEAD HV TERMINATION
- OVERHEAD LV TERMINATION
- AIR BREAK SWITCH (OPEN)
- AIR BREAK SWITCH (CLOSED)
- DISCONNECT LINKS (OPEN)
- DISCONNECT LINKS (CLOSED)
- WATER METER
- SURVEY PEG

STREET LIGHT SYMBOL LEGEND

- EXISTING S/L (RATE 3)
- PROPOSED S/L (RATE 3)

R	DESCRIPTION	DATE
A	ISSUE FOR ENERGEX & COUNCIL ACCEPTANCE ONLY, NOT FOR CONSTRUCTION.	01.03.22
B	REVISED ISSUE FOR ENERGEX & COUNCIL ACCEPTANCE ONLY, NOT FOR CONSTRUCTION.	05.08.22
C	ISSUE FOR CONSTRUCTION.	11.10.22
D	REVISED ISSUE FOR CONSTRUCTION.	16.11.22
E	REVISED ISSUE FOR CONSTRUCTION.	06.12.22
F	REVISED ISSUE FOR CONSTRUCTION.	01.02.23

CONSULTING ENGINEERS
STREET ADDRESS U14, 39 Lawrence Dr, Nerang QLD 4211
POSTAL ADDRESS PO Box 2833, Nerang DC QLD 4211
TELEPHONE (07) 5596 1425
E-MAIL mail@pece.com.au
WEB petereustace.com.au

NORTH

21-0342- 01

SITE CONTACT DETAILS		COUNCIL STANDARD ALIGNMENTS		WORKS COORDINATOR	PETER EUSTACE & ASSOCIATES
NAME		Energex OH	2.95m RP	PARENT PROJECT NO.	
TBC		Energex UG	0-0.9m RP	WORK REQUEST NO.	
COMPANY		NBN	REFER NBN		
-		GAS	REFER GAS	LOTS	601 - 646
PHONE	-	HP GAS	REFER GAS		
MOBILE	-	WATER	REFER CIVIL	CANCELLING LOTS	PART 901 / SP317868
FAX	-	STORMWATER	REFER CIVIL	LOCAL AUTHORITY	IPSWICH CITY COUNCIL
		SEWERAGE	REFER CIVIL	UBD REF	
		OTHER	REFER CIVIL	PEGGED?	

APPROVED	KRIS BOVEINIS
CHECKED	DAVID PRUSS
DESIGNER	JUAN GONZALEZ
PHONE	(07) 5596 1425
PLANNER	AARON PRUSS
PHONE	(07) 5596 1425
ISSUE DATE	01 FEBRUARY 2023

Peter Eustace & Associates

INSTALL PMT. HV/LV CONDUIT, CABLE, PILLARS & STREET LIGHTS

46 LOT SUBDIVISION
HAYFIELD RIPLEY STAGE 6
TRIGONA DRIVE, RIPLEY QLD 4306

WORKSPLAN VERSION 5.5
SCALE: 1:500@A1
PROJECT / SUB PROJECT NO.
S1301574
Sheet 1 of 4
ISSUE NO: F

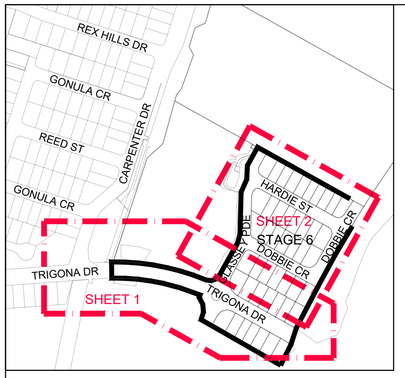

LOCALITY PLAN

SCALE = 1:4000@A1

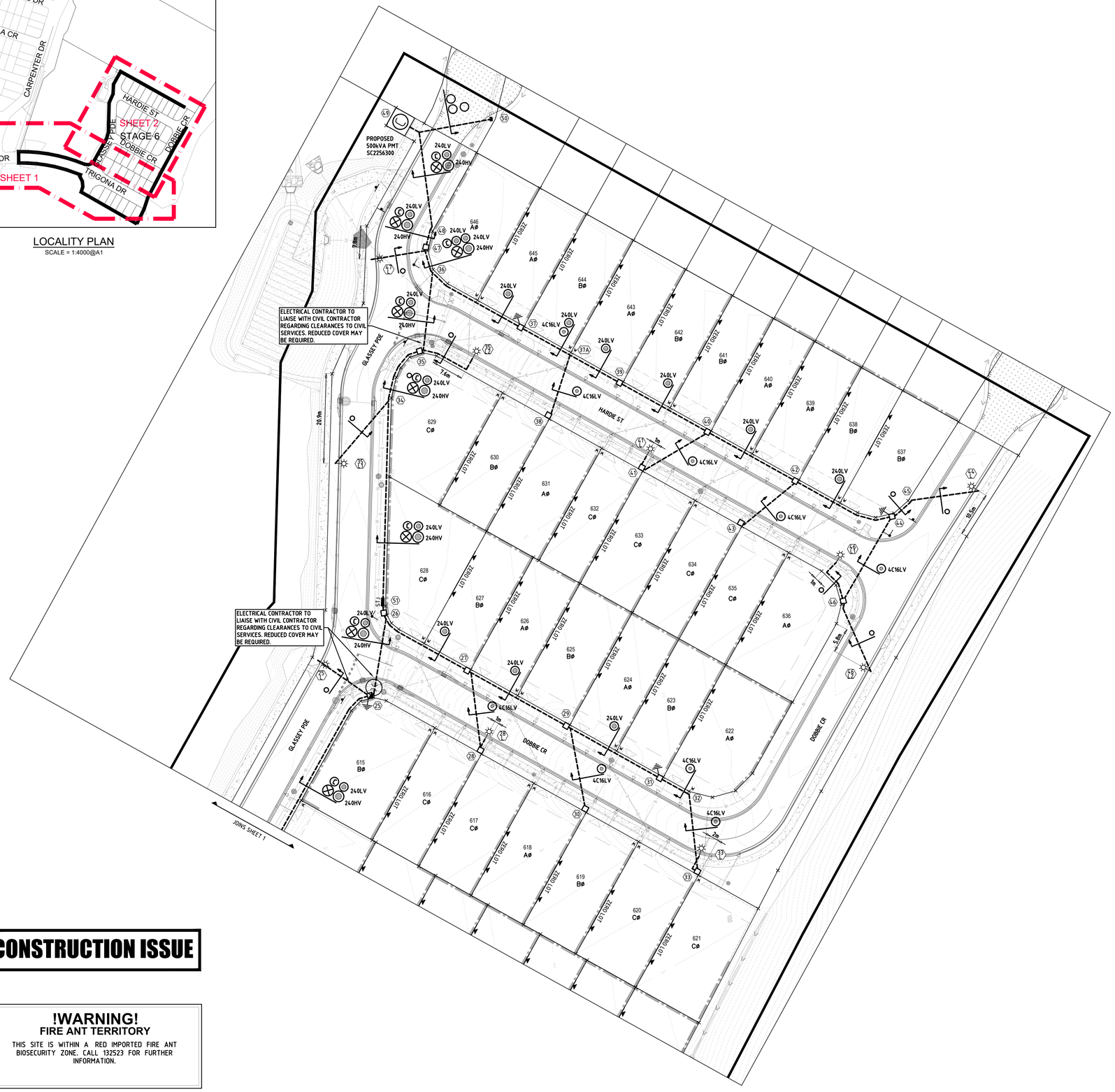

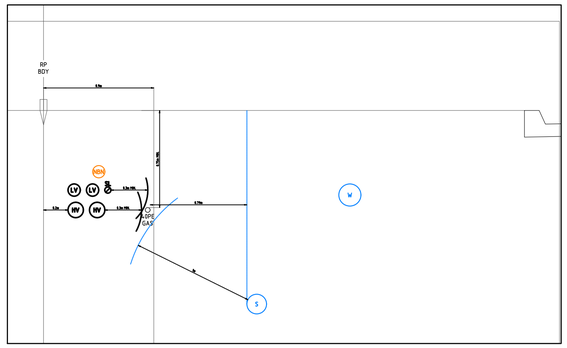

PROPOSED TYPICAL HV TRENCH DETAIL W/ GAS

NOT TO SCALE

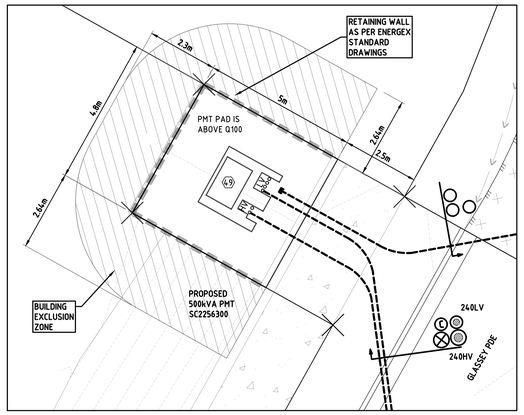

PROPOSED 500kVA PMT SC2256300 DETAIL

SCALE = 1:100@A1

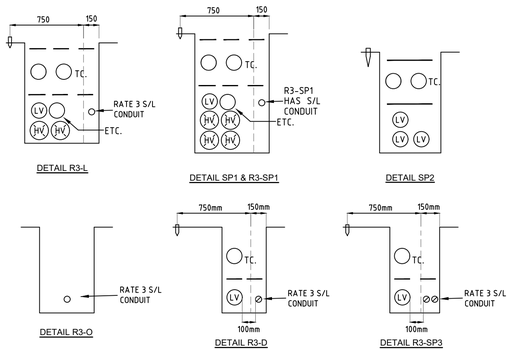

ENERGEX NON-STANDARD TRENCH DETAILS

NOTES:

* 100mm CLEARANCE REQ BETWEEN ENERGEX URD AND RATE 3 CONDUITS.
* RATE 3 CONDUIT ALIGNMENT TO BE 870mm FROM PROPERTY BOUNDARY.

SYMBOL LEGEND

- PROPOSED 40mm S/L
- PROPOSED ENERGEX 100mm COMMS
- PROPOSED 100mm
- PROPOSED 125mm
- EXISTING 40mm S/L
- EXISTING ENERGEX 100mm COMMS
- EXISTING 100mm
- EXISTING 125mm
- PROPOSED CABLE (AS MARKED)
- EXISTING CABLE (AS MARKED)
- PROPOSED UNDERGROUND HV/LV ROUTE
- EXISTING UNDERGROUND HV/LV ROUTE
- PROPOSED OVERHEAD HV/LV ROUTE
- EXISTING OVERHEAD HV/LV ROUTE
- PROPOSED S/L CABLE
- EXISTING S/L CABLE
- PADMOUNT TRANSFORMER
- PMT LV GEOGRAPHIC
- PMT HV GEOGRAPHIC
- RING MAIN UNIT
- RMU HV SCHEMATIC
- PROPOSED SUPPLY PILLAR
- EXISTING SUPPLY PILLAR
- PROPOSED LINK PILLAR
- EXISTING LINK PILLAR
- COMMERCIAL PILLAR
- EARTH
- PROPOSED TYPE 4 PIT
- EXISTING TYPE 4 PIT
- RECOVER EQUIPMENT
- STJ 11kV STRAIGHT JOINT
- OVERHEAD POLE TRANSFORMER
- OVERHEAD POLE (HV ONLY)
- OVERHEAD POLE (LV ONLY)
- OVERHEAD POLE (HV & LV)
- OVERHEAD HV TERMINATION
- OVERHEAD LV TERMINATION
- AIR BREAK SWITCH (OPEN)
- AIR BREAK SWITCH (CLOSED)
- DISCONNECT LINKS (OPEN)
- DISCONNECT LINKS (CLOSED)
- WM WATER METER
- SURVEY PEG

STREET LIGHT SYMBOL LEGEND

- EXISTING S/L (RATE 3)
- PROPOSED S/L (RATE 3)

CONSTRUCTION ISSUE

!WARNING!
FIRE ANT TERRITORY
THIS SITE IS WITHIN A RED IMPORTED FIRE ANT BIOSECURITY ZONE. CALL 132523 FOR FURTHER INFORMATION.

R	DATE	DESCRIPTION
A	01.03.22	ISSUE FOR ENERGEX & COUNCIL ACCEPTANCE ONLY, NOT FOR CONSTRUCTION.
B	05.08.22	REVISED ISSUE FOR ENERGEX & COUNCIL ACCEPTANCE ONLY, NOT FOR CONSTRUCTION.
C	11.10.22	ISSUE FOR CONSTRUCTION.
D	16.11.22	REVISED ISSUE FOR CONSTRUCTION.
E	06.12.22	REVISED ISSUE FOR CONSTRUCTION.
F	01.02.23	REVISED ISSUE FOR CONSTRUCTION.

CONSULTING ENGINEERS
STREET ADDRESS U14, 39 Lawrence Dr, Nerang QLD 4211
POSTAL ADDRESS PO Box 2833, Nerang DC QLD 4211
TELEPHONE (07) 5596 1425
EMAIL mail@pece.com.au
WEB petereustace.com.au

NORTH

21-0342- 02

SITE CONTACT DETAILS		COUNCIL STANDARD ALIGNMENTS		WORKS COORDINATOR	PETER EUSTACE & ASSOCIATES
NAME		Energex OH	2.95m RP	PARENT PROJECT NO.	
TBC		Energex UG	0-0.9m RP	WORK REQUEST NO.	
COMPANY		NBN	REFER NBN		
-		GAS	REFER GAS	LOTS	601 - 646
PHONE	-	HP GAS	REFER GAS		
MOBILE	-	WATER	REFER CIVIL	CANCELLING LOTS	PART 901 / SP317868
FAX	-	STORMWATER	REFER CIVIL	LOCAL AUTHORITY	IPSWICH CITY COUNCIL
		SEWERAGE	REFER CIVIL	UBD REF	
		OTHER	REFER CIVIL	PEGGED?	

APPROVED	KRIS BOVEINIS
CHECKED	DAVID PRUSS
DESIGNER	JUAN GONZALEZ
PHONE	(07) 5596 1425
PLANNER	AARON PRUSS
PHONE	(07) 5596 1425
ISSUE DATE	01 FEBRUARY 2023

Peter Eustace & Associates

INSTALL PMT. HV/LV CONDUIT, CABLE, PILLARS & STREET LIGHTS

46 LOT SUBDIVISION
HAYFIELD RIPLEY STAGE 6
TRIGONA DRIVE, RIPLEY QLD 4306

WORKSPLAN VERSION 5.5
SCALE: 1:500@A1
PROJECT / SUB PROJECT NO.
S1301574
Sheet 2 of 4
ISSUE NO: F

COMBINED RATE 3 & ENERGEX URD CIVIL WORKS SCHEDULE (ROAD CROSSINGS)

LOCATION	STATIONS FROM-TO	CONDUIT LENGTH (m) RATE 3		ENERGEX URD								BENDS (<°/No)								X-SECTION (m)			DRAW WIRE	KERB MARK	REMARKS
		50	No	50	No	100C	No	100	No	125	No	40	No	100C	No	100	No	125	No	EXCAV/ TAPE	COVER STRIP	TRENCH DETAIL			
TRINGONA DR	6 - 6A					30	1	30	1	30	4										30	SP1	180	2	
	11 - 12							25	1												25	D		2	
	16 - 17								1												25	D		2	
	18 - 19							25	1												25	D		2	
	20 - 21								1												25	D		2	
	7 - 7L		1																		25	R3-O		2	
GLASSEY PDE	9 - 10					30	1	30	1	30	2										30	L		2	
	9 - 24					25	1	25	1	25	2										25	L		2	
	48 - 49					25	1	25	1	25	2										25	L		2	
	49 - 50								3												20	SP2		2	
	14 - 12L2		1																		25	R3-O		2	
	25 - 25L		1																		20	R3-O		2	
	34 - 35L1	25	1																		25	R3-O		2	
	47 - 47L		1																		15	R3-O		2	
DOBBEY CR	25 - 26					20	1	20	1	20	2										20	L		2	
	27 - 28								1												20	D		2	
	29 - 30							20	1												20	D		2	
	32 - 33							20	1												20	D		2	
	45 - 44L	20	1																		20	R3-O		2	
	46 - 46L2	20	1																		20	R3-O		2	
HARDIE ST	35 - 36						1		1		2										20	L		2	
	37A - 38							20	1												20	D		2	
	40 - 41							20	1												20	D		2	
	42 - 43							20	1												20	D		2	
	44 - 46							25	1												25	D		2	
TOTALS		65				130		305		320										565			180	50	

COMBINED RATE 3 & ENERGEX URD CIVIL WORKS SCHEDULE (ALONG FOOTPATHS)

LOCATION	STATIONS FROM-TO	CONDUIT LENGTH (m) RATE 3		ENERGEX URD								BENDS (<°/No)								X-SECTION (m)			DRAW WIRE	KERB MARK	REMARKS
		50	No	50	No	100C	No	100	No	125	No	40	No	100C	No	100	No	125	No	EXCAV/ TAPE	COVER STRIP	TRENCH DETAIL			
TRINGONA DR	3 - 4					40	1	40	1	40	4									40		SP1	240		
	4 - 6	80	1			80	1	80	1	80	4									80		R3-SP1	560		
	6A - 8					10	1	10	1	10	4									10		SP1	60		
	8 - 9					5	1	5	1	5	2									5		L	20		
	10 - 11	15	1			15	1	15	1	15	2									15		R3-L	75		
	11 - 22					95	1	95	1	95	2									95		L	380		
	12 - 13	10	2					10	1											10		R3-SP3	30		
	13 - 14	20	1					20	1											20		R3-D	40		
	4 - 6L2	5	1																		5	R3-O	5		
	6 - 6L1	10	1																	5	5	R3-O	10		
	10 - 11L	20	1																	15	5	R3-O	20		
	13 - 12L1	5	1																		5	R3-O	5		
	17 - 17L	15	1																	10	5	R3-O	15		
	21 - 21L	10	1																	5	5	R3-O	10		
GLASSEY PDE	14 - 15							25	1											25		D	25		
	24 - 25					45	1	45	1	45	2									45		L	180		
	26 - 34					50	1	50	1	50	2									50		L	200		
	34 - 35	20	1			20	1	20	1	20	2									20		R3-L	100		
	36 - 47					10	1	10	2	10	2									10		N	50		
	47 - 48					10	1	10	1	10	2									10		L	40		
DOBBEY CR	26 - 32							85	1											85		D	85		
	44 - 45	10	1																	10		R3-O	10		
	28 - 28L	5	1																		5	R3-O	5		
	33 - 33L	5	1																		5	R3-O	5		
HARDIE ST	36 - 37							25	1											25		D	25		
	37 - 37A							15	1											15		D	15		
	37A - 44							85	1											85		D	85		
	35 - 35L2	15	1																	10	5	R3-O	15		
	41 - 41L	5	1																		5	R3-O	5		
	46 - 46L1	15	1																	10	5	R3-O	15		
TOTALS		275				380		655		1020										710	55		2330		

UNDERGROUND CABLE SCHEDULE

LOCATION	STATIONS FROM-TO	VOLTS	EXIST	TRF	REC	INSTALL	CABLE SIZE/TYPE	MODEL ID	ROUTE LENGTH (m)	CABLE LENGTH (m) NEW	REC	LCC	REMARKS
TRIGONA DR	1 - 2A	11kV	*	*			240mm² 3 x 1C Al XLPE TRIPLEX	11AT240XSH	5				RECOVER 11kV TERMINATION AND TURN
	2A - 2	11kV	*	*			240mm² 3 x 1C Al XLPE TRIPLEX	11AT240XSH	5				CABLE TO NEW 11kV STRAIGHT JOINTS
	2 - 8	11kV				*	240mm² 3 x 1C Al XLPE TRIPLEX	11AT240XSH	162	165			
	1 - 8	11kV				*	240mm² 3 x 1C Al XLPE TRIPLEX	11AT240XSH	172	175			
	8 - 51	11kV				*	240mm² 3 x 1C Al XLPE TRIPLEX	11AT240XSH	92	95			
	51 - 49	11kV				*	240mm² 3 x 1C Al XLPE TRIPLEX	11AT240XSH	122	125			
	1 - 6	LV				*	240mm² 4C Al XLPE	LVA4240XPV	137	140			
	6 - 7	LV				*	240mm² 4C Al XLPE	LVA4240XPV	37	40			
	7 - 9	LV				*	240mm² 4C Al XLPE	LVA4240XPV	7	10			
	9 - 11	LV				*	240mm² 4C Al XLPE	LVA4240XPV	37	40			
	9 - 25	LV				*	240mm² 4C Al XLPE	LVA4240XPV	67	70			
	11 - 12	LV				*	240mm² 4C Al XLPE	LVA4240XPV	22	25			
	11 - 16	LV				*	240mm² 4C Al XLPE	LVA4240XPV	32	35			
	16 - 18	LV				*	240mm² 4C Al XLPE	LVA4240XPV	27	30			
	18 - 20	LV				*	240mm² 4C Al XLPE	LVA4240XPV	32	35			
	7 - 8	E				*	120mm² Cu PVC/PVC	8939	7	10			
	16 - 17	LV				*	16mm² 4C Cu XLPE	LVC416XPV	22	25			
	18 - 19	LV				*	16mm² 4C Cu XLPE	LVC416XPV	22	25			
	20 - 21	LV				*	16mm² 4C Cu XLPE	LVC416XPV	22	25			
GLASSEY PDE	25 - 26	LV				*	240mm² 4C Al XLPE	LVA4240XPV	22	25			
	26 - 35	LV				*	240mm² 4C Al XLPE	LVA4240XPV	67	70			
	35 - 47	LV				*	240mm² 4C Al XLPE	LVA4240XPV	27	30			
	47 - 49	LV				*	240mm² 4C Al XLPE	LVA4240XPV	32	35			
DOBBEY CR	26 - 27	LV				*	240mm² 4C Al XLPE	LVA4240XPV	22	25			
	27 - 29	LV				*	240mm² 4C Al XLPE	LVA4240XPV	27	30			
	29 - 31	LV				*	240mm² 4C Al XLPE	LVA4240XPV	27	30			
	27 - 28	LV				*	16mm² 4C Cu XLPE	LVC416XPV	17	20			
	29 - 30	LV				*	16mm² 4C Cu XLPE	LVC416XPV	22	25			
	31 - 33	LV				*	16mm² 4C Cu XLPE	LVC416XPV	27	30			
HARDIE ST	37 - 47	LV				*	240mm² 4C Al XLPE	LVA4240XPV	32	35			
	37 - 39	LV				*	240mm² 4C Al XLPE	LVA4240XPV	27	30			
	39 - 40	LV				*	240mm² 4C Al XLPE	LVA4240XPV	22	25			
	40 - 42	LV				*	240mm² 4C Al XLPE	LVA4240XPV	22	25			
	42 - 44	LV				*	240mm² 4C Al XLPE	LVA4240XPV	27	30			
	37 - 38	LV				*	16mm² 4C Cu XLPE	LVC416XPV	27	30			
	40 - 41	LV				*	16mm² 4C Cu XLPE	LVC416XPV	17	20			
	42 - 43	LV				*	16mm² 4C Cu XLPE	LVC416XPV	17	20			
	44 - 46	LV				*	16mm² 4C Cu XLPE	LVC416XPV	22	25			
TOTALS		11kV					240mm² 3 x 1C Al XLPE TRIPLEX	11AT240XSH		560			
		E					120mm² Cu PVC/PVC	8939		10			
		LV					240mm² 4C Al XLPE	LVA4240XPV		815			
		LV					16mm² 4C Cu XLPE	LVC416XPV		245			

EQUIPMENT SCHEDULE

LOCATION	STN No	SITE I.D.	EXIST	REC	INSTALL	SIZE & DESCRIPTION	IIN	COMP ID	PLANT No.	MODEL ID	QTY	LCC	REMARKS
TRIGONA DR	1	SC1514592	*			EXISTING 500kVA PMT		EX.		EX.	EX.		
					*	11kV TERMINATION				1CFC9524XLG	1		
					*	LV FUSES				DSLVF31	1		
					*	LV TERMINATION				LTSA24D	1		
	2	U2256302			*	11kV STRAIGHT JOINT		SJ1		11ST24/24X	1		
	6	U2256303			*	SUPPLY PILLAR (240-240 7F)		PI1		LVSP4-6S	1		
					*	S/L FUSE				ASSY801-1	1		
					*	S/L FUSE HOLDER				ASSY1043-3	1		
	7	U2256304			*	SUPPLY PILLAR (240-240 7F)		PI1		LVSP4-6S	1		
					*	EARTH				ASSY1011-2	1		
					*	120 LUG SET				LVSPL120	1		
	8	X2256301			*	ABB SAFELINK 2 'CCCC' RMU - OUTDOOR		RM1		34142	1		CONNECT RMU EARTH TO PILLAR U2256304
					*	OUTDOOR ENCLOSURE				20732	1		
					*	CONCRETE PLYNTH				20735	1		
					*	BASE SLAB FOR UNICULVERT				19960	1		
					*	BOX CULVERT FOUNDATION				19566	1		
					*	STEEL SUPPORT CHANNELS				18434	3		
					*	EARTH GRID				DSGT4EGS	1		
					*	EARTH TAILS TO RMU				DSRMEGT	1		
					*	11kV TERMINATION				1SGTPM9524XG	3		
	9	U2256305			*	SUPPLY PILLAR (240-240-240 6F)		PI1		LVSP9-6	1		
	11	U2256306			*	SUPPLY PILLAR (240-240-240 7F)		PI1		LVSP9-6S	1		
	12	U2256307			*	SUPPLY PILLAR (240 7F)		PI1		LVSP2-6S	1		
					*	EARTH				ASSY1011-2	1		
					*	S/L FUSE				ASSY801-1	1		
					*	S/L FUSE HOLDER				ASSY1043-3	1		
	16	U2256308			*	SUPPLY PILLAR (240-240-16 6F)		PI1		LVSP4-6	1		
	17	U2256309			*	SUPPLY PILLAR (16 7F)		PI1		LVSP12-6S	1		
	18	U2256310			*	SUPPLY PILLAR (240-240-16 6F)		PI1		LVSP4-6	1		
	19	U2256311			*	SUPPLY PILLAR (16 6F)		PI1		LVSP12-6	1		
	20	U2256312			*	SUPPLY PILLAR (240-16 6F)		PI1		LVSP2-6	1		
					*	EARTH				ASSY1011-2	1		
	21	U2256313			*	SUPPLY PILLAR (16 7F)		PI1		LVSP12-6S	1		
GLASSEY PDE	25	LP2256314			*	LINK PILLAR (240-240 7F)		LP1		LVSP14-6	1		
					*	S/L FUSE				ASSY801-1	1		
					*	S/L FUSE HOLDER				ASSY1043-3	1		
					*	EARTH				ASSY1037-1	1		
	26	U2256315			*	SUPPLY PILLAR (240-240-240 6F)		PI1		LVSP9-6	1		
	51	U2256687			*	11kV STRAIGHT JOINT		SJ1		11ST24/24X	1		
	35	U2256316			*	SUPPLY PILLAR (240-240 7F)		PI1		LVSP4-6S	1		
					*	S/L FUSE				ASSY801-1	1		
					*	S/L FUSE HOLDER				ASSY1043-3	1		
	47	U2256317			*	SUPPLY PILLAR (240-240-240 7F)		PI1		LVSP9-6S	1		
	49	SC2256300			*	500kVA PADMOUNT TRANSFORMER		TR1		S2475044	1		
					*	CULVERT & BASE				C & B	1		
					*	PMT INSTALLATION				PMTINSTALL	1		
					*	PMT COMMISSION				PMTCOM	1		
					*	HV FUSES				DSHVF5SLK	1		
					*	LV FUSES				DSLVF31	1		
					*	HV TERMINATIONS				1CFC9524XLG	1		
					*	LV TERMINATIONS				LTSA24D	1		
					*	COMMON EARTHING				DSSQPMCEG	1		
DOBBEY CR	27	U2256318			*	SUPPLY PILLAR (240-240-16 6F)		PI1		LVSP4-6	1		
	28	U2256319			*	SUPPLY PILLAR (16 7F)		PI1		LVSP12-6S	1		
	29	U2256320			*	SUPPLY PILLAR (240-240-16 6F)		PI1		LVSP4-6	1		
	30	U2256321			*	SUPPLY PILLAR (16 6F)		PI1		LVSP12-6	1		
	31	U2256322			*	SUPPLY PILLAR (240-16 6F)		PI1		LVSP2-6	1		
					*	EARTH				ASSY1011-2	1		
	33	U2256323			*	SUPPLY PILLAR (16 7F)		PI1		LVSP12-6S	1		
	44	U2256324			*	SUPPLY PILLAR (240-16 7F)		PI1		LVSP2-6S	1		
					*	EARTH				ASSY1011-2	1		
	46	U2256325			*	SUPPLY PILLAR (16 7F)		PI1		LVSP12-6S	1		
					*	S/L FUSE				ASSY801-1	1		
					*	S/L FUSE HOLDER				ASSY1043-3	1		
HARDIE ST	37	U2256326			*	SUPPLY PILLAR (240-240-16 6F)		PI1		LVSP4-6	1		
					*	EARTH				ASSY1011-2	1		
	38	U2256327			*	SUPPLY PILLAR (16 6F)		PI1		LVSP12-6	1		
	39	U2256328			*	SUPPLY PILLAR (240-240 6F)		PI1		LVSP4-6	1		
	40	U2256329			*	SUPPLY PILLAR (240-240-16 6F)		PI1		LVSP4-6	1		
	41	U2256330			*	SUPPLY PILLAR (16 7F)		PI1		LVSP12-6S	1		
	42	U2256331			*	SUPPLY PILLAR (240-240-16 6F)		PI1		LVSP4-6	1		
	43	U2256332			*	SUPPLY PILLAR (16 6F)		PI1		LVSP12-6	1		

CONSTRUCTION ISSUE

!WARNING!
FIRE ANT TERRITORY
THIS SITE IS WITHIN A RED IMPORTED FIRE ANT BIOSECURITY ZONE. CALL 132523 FOR FURTHER INFORMATION.

R	DESCRIPTION	DATE
A	ISSUE FOR ENERGEX & COUNCIL ACCEPTANCE ONLY. NOT FOR CONSTRUCTION.	01.03.22
B	REVISED ISSUE FOR ENERGEX & COUNCIL ACCEPTANCE ONLY. NOT FOR CONSTRUCTION.	05.08.22
C	ISSUE FOR CONSTRUCTION.	11.10.22
D	REVISED ISSUE FOR CONSTRUCTION.	16.11.22
E	REVISED ISSUE FOR CONSTRUCTION.	06.12.22
F	REVISED ISSUE FOR CONSTRUCTION.	01.02.23

CONSULTING ENGINEERS
STREET ADDRESS U14, 39 Lawrence Dr, Nerang QLD 4211
POSTAL ADDRESS PO Box 2835, Nerang DC QLD 4211
TELEPHONE (07) 5596 1425
EMAIL mail@pece.com.au
WEB petereustace.com.au

NORTH

21-0342- 03

SITE CONTACT DETAILS		COUNCIL STANDARD ALIGNMENTS		WORKS COORDINATOR	PETER EUSTACE & ASSOCIATES
NAME		Energex QH	2.95m RP	PARENT PROJECT NO.	
TBC		Energex UG	0-0.9m RP	WORK REQUEST NO.	
COMPANY		NBN	REFER NBN		
-		GAS	REFER GAS	LOTS	601 - 646
PHONE	-	HP GAS	REFER GAS		
MOBILE	-	WATER	REFER CIVIL	CANCELLING LOTS	PART 901 / SP317868
FAX	-	STORMWATER	REFER CIVIL	LOCAL AUTHORITY	IPSWICH CITY COUNCIL
		SEWERAGE	REFER CIVIL	UBD REF	
		OTHER	REFER CIVIL	PEGGED?	

APPROVED	KRIS BOVEINIS
CHECKED	DAVID PRUSS
DESIGNER	JUAN GONZALEZ
PHONE	(07) 5596 1425
PLANNER	AARON PRUSS
PHONE	(07) 5596 1425
ISSUE DATE	01 FEBRUARY 2023

Peter Eustace & Associates

INSTALL PMT. HV/LV CONDUIT, CABLE, PILLARS & STREET LIGHTS

46 LOT SUBDIVISION
HAYFIELD RIPLEY STAGE 6
TRIGONA DRIVE, RIPLEY QLD 4306

WORKSPLAN VERSION 5.5
SCALE: N.T.S.
PROJECT / SUB PROJECT NO.
S1301574
Sheet 3 of 4
ISSUE NO: F

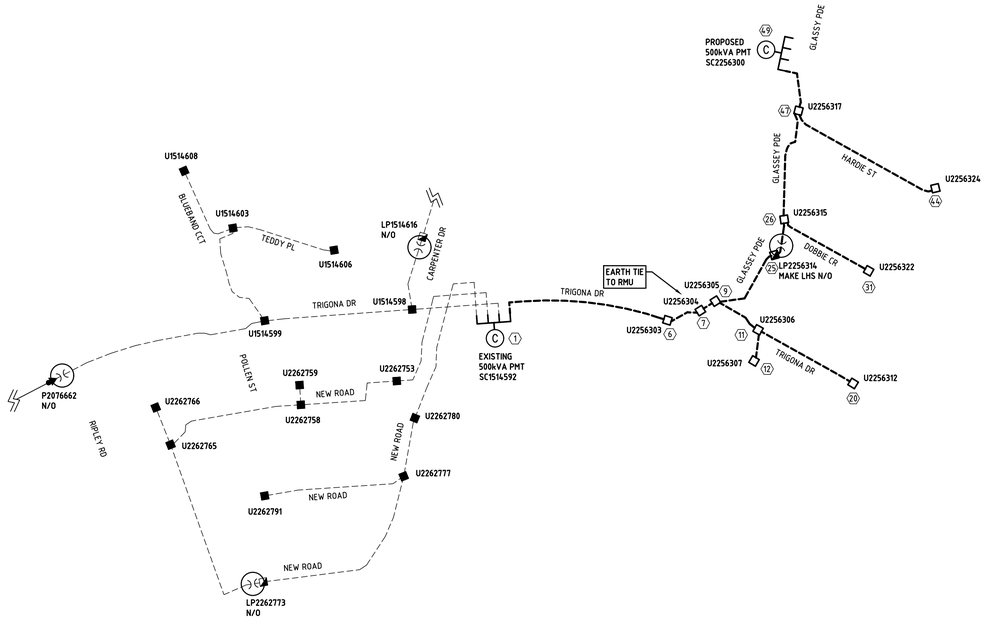

PROPOSED LV GEOGRAPHIC

ALL UNDERGROUND CABLE 240LV UNLESS OTHERWISE MARKED

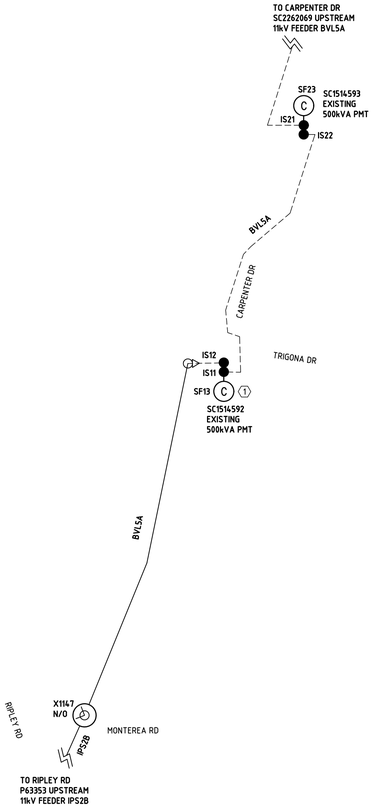

EXISTING HV GEOGRAPHIC

11kV FEEDER BVL5A

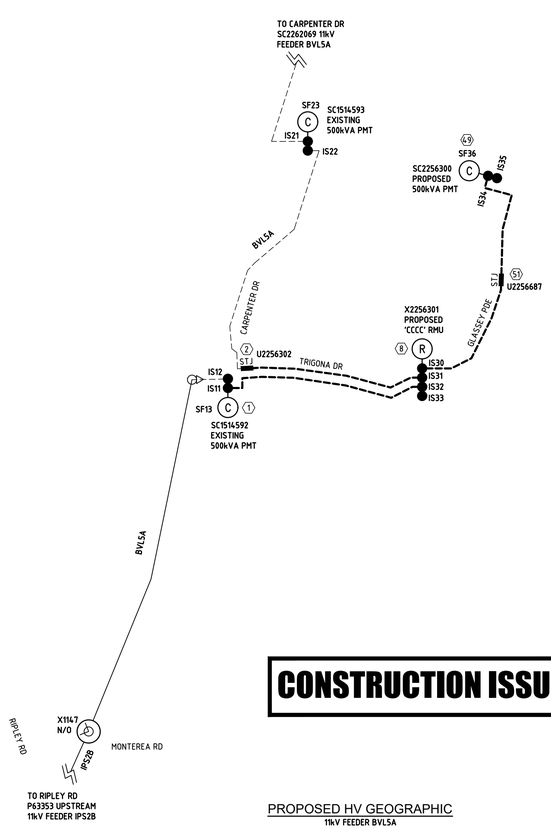

PROPOSED HV GEOGRAPHIC

11kV FEEDER BVL5A

CONSTRUCTION ISSUE

SYMBOL LEGEND

- PROPOSED 40mm S/L
- PROPOSED ENERGEX 100mm COMMS
- PROPOSED 100mm
- PROPOSED 125mm
- EXISTING 40mm S/L
- EXISTING ENERGEX 100mm COMMS
- EXISTING 100mm
- EXISTING 125mm
- PROPOSED CABLE (AS MARKED)
- EXISTING CABLE (AS MARKED)
- PROPOSED UNDERGROUND HV/LV ROUTE
- EXISTING UNDERGROUND HV/LV ROUTE
- PROPOSED OVERHEAD HV/LV ROUTE
- EXISTING OVERHEAD HV/LV ROUTE
- PROPOSED S/L CABLE
- EXISTING S/L CABLE
- PADMOUNT TRANSFORMER
- PMT LV GEOGRAPHIC
- PMT HV GEOGRAPHIC
- RING MAIN UNIT
- RMU HV SCHEMATIC
- PROPOSED SUPPLY PILLAR
- EXISTING SUPPLY PILLAR
- PROPOSED LINK PILLAR
- EXISTING LINK PILLAR
- COMMERCIAL PILLAR
- EARTH
- PROPOSED TYPE 4 PIT
- EXISTING TYPE 4 PIT
- RECOVER EQUIPMENT
- 11kV STRAIGHT JOINT
- OVERHEAD POLE TRANSFORMER
- OVERHEAD POLE (HV ONLY)
- OVERHEAD POLE (LV ONLY)
- OVERHEAD POLE (HV & LV)
- OVERHEAD HV TERMINATION
- OVERHEAD LV TERMINATION
- AIR BREAK SWITCH (OPEN)
- AIR BREAK SWITCH (CLOSED)
- DISCONNECT LINKS (OPEN)
- DISCONNECT LINKS (CLOSED)
- WATER METER
- SURVEY PEG

NEW STYLE LINK PILLAR

LOCATION: GLASSEY PDE — STATION: LP2256314

CIRCUIT No.	LABEL SIZE	LABEL COLOUR	LETTER SIZE	LABEL INFORMATION
1 (LHS)	150x50	WB	5	TO DOBBEY CR U2256322 / TO HARDIE ST U2256324 / GLASSEY PDE SC2256300 & SERVICES
2 (RHS)	150x50	WB	5	TO TRIGONA DR U2256312 / TRIGONA DR U2256307 / TRIGONA DR SC1514592 & SERVICES

MATERIAL: GRAVOPLY II (1.5mm) or similar

PMT LV SWBD - SWITCH FUSE CIRCUITS

LOCATION: TRIGONA DR — STATION: SC1514592

CIRCUIT No.	LABEL SIZE	LABEL COLOUR	LETTER SIZE	LABEL INFORMATION
TFMR ISOLATOR	80 x 35	WB	6	EXISTING
1	80 x 35	WB	5	TO TRIGONA DR U2256303 (DIRECT) / TRIGONA DR U2256307 / TRIGONA DR U2256312 / GLASSEY PDE LP2256314 & SERVICES
2	80 x 35	WB	5	EXISTING
3	80 x 35	WB	5	EXISTING
4	80 x 35	WB	5	EXISTING

MATERIAL: GRAVOPLY II (1.5mm) or similar

PMT LV SWBD - SWITCH FUSE CIRCUITS

LOCATION: GLASSEY PDE — STATION: SC2256300

CIRCUIT No.	LABEL SIZE	LABEL COLOUR	LETTER SIZE	LABEL INFORMATION
TFMR ISOLATOR	80 x 35	WB	6	TO TRANSFORMER
1	80 x 35	WB	5	TO ROAD2 U2256317 (DIRECT) / HARDIE ST U2256324 / DOBBEY CR U2256322 / GLASSEY PDE LP2256314 & SERVICES
2	80 x 35	WB	5	SPARE
3	80 x 35	WB	5	SPARE
4	80 x 35	WB	5	SPARE

MATERIAL: GRAVOPLY II (1.5mm) or similar

SUBSTATION EARTH TIE TO CMEN

LOCATION: TRIGONA DR — STATION: X2256301

LABEL SIZE	LABEL COLOUR	LETTER SIZE	LABEL INFORMATION	LABEL LOCATION	LABEL DESCRIPTION
120x50	YELLOW BACKGROUND BLACK LETTERS	5	! WARNING ! HIGH VOLTAGE EARTH TIE CABLE TO CMEN FOR **U2256304** DO NOT DISCONNECT	ATTACHED TO EARTH TIE AT RMU EARTH BAR	HV EARTH TIE CABLE TO CMEN

SUBSTATION REMOTE EARTH GRID TIE

LOCATION: TRIGONA DR — STATION: U2256304

LABEL SIZE	LABEL COLOUR	LETTER SIZE	LABEL INFORMATION	LABEL LOCATION	LABEL DESCRIPTION
120x50	YELLOW BACKGROUND BLACK LETTERS	5	! WARNING ! HIGH VOLTAGE EARTH GRID TIE CABLES FOR **X2256301** DO NOT DISCONNECT	ATTACHED TO EARTH TIE IN PILLAR	HV EARTH TIE CABLE TO CMEN

PROPOSED COMMISSIONING SCHEDULE

TENTATIVE ONLY SUBJECT TO AMENDMENT BY SWITCHING CO-ORDINATOR

ITEM No	LOCATION	APPARATUS	ACTION
	COMMISSION NEW PMT - LV AND HV SWITCHING		
1	ADVISE CONTRACT SUPERVISOR SWITCHING TO COMMENCE		
2	RECEIVE CLEARANCE FROM WORK CREWS ALL WORK COMPLETED		
3	NOTIFY ALL WORK CREWS TREAT PILLARS AS LIVE		
4	RIPLEY RD X1147	X1147	CLOSE
5	TRIGONA DR SC1514592	IS11	OPEN
6	CARPENTER DR SC1514593	IS22	OPEN
7	NEW ROADS	NEW EQUIPMENT	CONNECT & MAKE READY
8	CARPENTER DR SC1514593	IS22	CLOSE
9	TRIGONA DR SC1514592	IS11	CLOSE
10	RIPLEY RD X1147	X1147	OPEN
11	GLASSEY PDE	SC2256300	COMMISSION
12	NEW ROADS	NEW LV EQUIPMENT	COMMISSION & TEST
13	ADVISE CONTRACT SUPERVISOR SWITCHING COMPLETE		

!WARNING!

FIRE ANT TERRITORY

THIS SITE IS WITHIN A RED IMPORTED FIRE ANT BIOSECURITY ZONE. CALL 132523 FOR FURTHER INFORMATION.

SIEMENS 8DJH RMU RRT

LOCATION: TRIGONA DR — STATION: SC1514592

LABEL SIZE	LABEL COLOUR	LETTER SIZE	LABEL INFORMATION			LABEL LOCATION	LABEL DESCRIPTION
100x40	BW	15	IS11	IS12	SF13	NEAR ISOLATOR	ISOLATOR IDENTIFICATION
150x40	BW	20	EXISTING			FRONT	FEEDER IDENTIFICATION
150x50	BW	10	TO TRIGONA DR X2256301 IS32	EXISTING	EXISTING	CABLE BOX	CABLE DESTINATION
150x50	BW	10	TO TRIGONA DR X2256301 IS32	EXISTING	EXISTING	INSIDE SIDE WALL	CABLE DESTINATION

NOTES: 1) Label to be made in GRAVOPLY II (1.5mm) or similar
2) The Feeder I.D Label is only required if the RMU is the first termination outside a Zone Substation
3) Design I.D and Component I.D labels are only required if the RMU is installed in a Zone Substation

SIEMENS 8DJH RMU RRT

LOCATION: CARPENTER DR — STATION: SC1514593

LABEL SIZE	LABEL COLOUR	LETTER SIZE	LABEL INFORMATION			LABEL LOCATION	LABEL DESCRIPTION
100x40	BW	15	IS21	IS22	SF23	NEAR ISOLATOR	ISOLATOR IDENTIFICATION
150x40	BW	20	EXISTING			FRONT	FEEDER IDENTIFICATION
150x50	BW	10	EXISTING	TO TRIGONA DR X2256301 IS31	EXISTING	CABLE BOX	CABLE DESTINATION
150x50	BW	10	EXISTING	TO TRIGONA DR X2256301 IS31	EXISTING	INSIDE SIDE WALL	CABLE DESTINATION

NOTES: 1) Label to be made in GRAVOPLY II (1.5mm) or similar
2) The Feeder I.D Label is only required if the RMU is the first termination outside a Zone Substation
3) Design I.D and Component I.D labels are only required if the RMU is installed in a Zone Substation

ABB SAFELINK 2 CFC RMU

LOCATION: GLASSEY PDE — STATION: SC2256300

LABEL SIZE	LABEL COLOUR	LETTER SIZE	LABEL INFORMATION			LABEL LOCATION	LABEL DESCRIPTION
100x40	BW	15	IS34	IS35	SF36	NEAR ISOLATOR	ISOLATOR IDENTIFICATION
150x40	BW	20	TO GLASSEY PDE SC2256300			FRONT	FEEDER IDENTIFICATION
150x50	BW	10	TO TRIGONA DR X2256301 IS30	SPARE	TO TRANSFORMER	CABLE BOX	CABLE DESTINATION
150x50	BW	10	TO TRIGONA DR X2256301 IS30	SPARE	TO TRANSFORMER	INSIDE SIDE WALL	CABLE DESTINATION

NOTES: 1) Label to be made in GRAVOPLY II (1.5mm) or similar
2) The Feeder I.D Label is only required if the RMU is the first termination outside a Zone Substation
3) Design I.D and Component I.D labels are only required if the RMU is installed in a Zone Substation

ABB SAFELINK 'CCCC' RMU

LOCATION: TRIGONA DR — STATION: X2256301

LABEL SIZE	LABEL COLOUR	LETTER SIZE	LABEL INFORMATION				LABEL LOCATION	LABEL DESCRIPTION
150x40	WB	20	EXISTING				FRONT	RMU IDENTIFICATION
100x40	WB	15	IS30	IS31	IS32	IS33	NEAR ISOLATOR	ISOLATOR IDENTIFICATION
150x50	BW	10	TO GLASSEY PDE SC2256300 IS34	TO CARPENTER DR SC1514593 IS22	TO TRIGONA DR SC1514592 IS11	SPARE	CABLE BOX	CABLE DESTINATION
150x50	BW	10	TO GLASSEY PDE SC2256300 IS34	TO CARPENTER DR SC1514593 IS22	TO TRIGONA DR SC1514592 IS11	SPARE	CABLE BOX	CABLE DESTINATION

NOTES: 1) Label to be made in GRAVOPLY II (1.5mm) or similar
2) The Feeder I.D Label is only required if the RMU is the first termination outside a Zone Substation
3) Design I.D and Component I.D labels are only required if the RMU is installed in a Zone Substation

R	DESCRIPTION	DATE
A	ISSUE FOR ENERGEX & COUNCIL ACCEPTANCE ONLY, NOT FOR CONSTRUCTION.	01.03.22
B	REVISED ISSUE FOR ENERGEX & COUNCIL ACCEPTANCE ONLY, NOT FOR CONSTRUCTION.	05.08.22
C	ISSUE FOR CONSTRUCTION.	11.10.22
D	REVISED ISSUE FOR CONSTRUCTION.	16.11.22
E	REVISED ISSUE FOR CONSTRUCTION.	06.12.22
F.	REVISED ISSUE FOR CONSTRUCTION.	01.02.23

CONSULTING ENGINEERS
STREET ADDRESS U14, 39 Lawrence Dr, Nerang QLD 4211
POSTAL ADDRESS PO Box 2833, Nerang DC QLD 4211
TELEPHONE (07) 5596 1425
EMAIL mail@pece.com.au
WEB petereustace.com.au

NORTH

21-0342- 04

SITE CONTACT DETAILS		COUNCIL STANDARD ALIGNMENTS		WORKS COORDINATOR	PETER EUSTACE & ASSOCIATES
NAME		Energex OH	2.95m RP	PARENT PROJECT NO.	
TBC		Energex UG	0-0.9m RP	WORK REQUEST NO.	
COMPANY		NBN	REFER NBN		
-		GAS	REFER GAS	LOTS	601 - 646
PHONE	-	HP GAS	REFER GAS		
MOBILE	-	WATER	REFER CIVIL	CANCELLING LOTS	PART 901 / SP317868
FAX	-	STORMWATER	REFER CIVIL	LOCAL AUTHORITY	IPSWICH CITY COUNCIL
		SEWERAGE	REFER CIVIL	UBD REF	
		OTHER	REFER CIVIL	PEGGED?	

APPROVED	KRIS BOVEINIS
CHECKED	DAVID PRUSS
DESIGNER	JUAN GONZALEZ
PHONE	(07) 5596 1425
PLANNER	AARON PRUSS
PHONE	(07) 5596 1425
ISSUE DATE	01 FEBRUARY 2023

Peter Eustace & Associates

INSTALL PMT. HV/LV CONDUIT, CABLE, PILLARS & STREET LIGHTS

46 LOT SUBDIVISION
HAYFIELD RIPLEY STAGE 6
TRIGONA DRIVE, RIPLEY QLD 4306

WORKSPLAN VERSION 5.5

SCALE: N.T.S.

PROJECT / SUB PROJECT NO.

S1301574

Sheet 4 of 4

ISSUE NO: F